

Guidelines for Applicants Connecting Distributed Generation



Created: November 9, 2006
Revision: #4, October 2009

Halton Hills Hydro Inc.
43 Alice Street
Acton, Ontario
L7J 2A9

Phone: (519) 853-3700
(905) 453-2222
Fax: (519) 853-5168

www.haltonhillshydro.com

Guidelines for Applicants Connecting Distributed Generation

The following document was developed by Cornerstone Hydro Electric Concepts (CHEC) Group of utilities for which Halton Hills Hydro (HHH) had obtained the rights to use the documentation. Halton Hills Hydro Inc. would like to take this opportunity to recognize the CHEC Group as the creators and give credit for the creation of this document. This document is subject to change without notice and it is recommended that you ensure you are using the most up-to-date revision.



Table of Contents

Cornerstone Hydro Electric Concepts (CHEC).....	1
Table of Contents.....	2
Introduction	4
Net Metering Program.....	6
Connection Process Flowchart	9
Connection Process Overview.....	10
Initial Consultation.....	10
Connection Impact Assessment.....	10
Connection Cost Estimate	10
Design and Build.....	10
Connect, Operate and Maintain	10
The Ontario Electricity Transmission & Distribution System	11
Distinctions Between Types of Distributed Generation.....	13
Safety, Power Quality & Protection	14
Safety	14
Islanding	14
Grounding	15
Power Quality	15
Voltage Fluctuations and Voltage Regulation	15
Voltage Unbalance	16
Frequency	16
Harmonics	16
Power Factor	16
DC injection	17
Voltage Flicker	17
Protection of Distributed Generation Facility.....	17
Monitoring	17



Standardized or Certified Equipment.....	18
Preliminary Review, Technical Review, Impact Assessment	19
Generation Connection Process	19
Preliminary Review	19
Technical Review	19
Distributed Generation Description	20
Single Line Electrical Diagrams (with ratings or sizes detailing)	20
LDC Impact Assessment	20
Hydro One Impact Assessment	21
Costs	21
Production and Commissioning Tests	21
Termination of Process (Prior to Connection)	22
Metering	23
Approvals	24
Feed in Tariff Programs.....	25
Appendices	
Appendix 1: (a) Definitions	
Appendix 1: (b) Who's Who in Electricity	
Appendix 2: Connection Review Application Form	
Appendix 3: Generator Connection Assessment Review Form (10 kW or Less)	
Appendix 4: Generator Connection Assessment Review Form (10 kW to 10MW)	
Appendix 5: ESA Guidelines for Inverter-Based Micro Generating Facilities	
Appendix 6: Metering Configurations	
Appendix 7: Connection Agreements	
Appendix 8: Study Agreement	
Appendix 9: Regulatory and Industry Contacts	



Introduction

The mission of Halton Hills Hydro as a Local Distribution Company (LDC) is to provide safe, reliable, efficient delivery of electricity within our service area while being accountable to our shareholders...usually the Council and citizens of the municipality.

Halton Hills Hydro is committed to providing information, advice and direction to Generators who wish to connect to HHH's electricity distribution system.

This guide contains an overview of the Ontario electricity transmission system, typical LDC Hydro distribution systems and safety, power quality, protection and other technical issues related to new generation.

This guide has two goals:

- To provide the technical requirements of connecting distributed generation to an HHH's distribution system
- To outline the necessary administrative procedures

Distributed generation is any type of electrical generator or static inverter producing alternating current that has the capability of Parallel Operation with the LDC distribution system, or is designed to operate separately from the LDC system and can supply a load that can also be fed by the LDC distribution system.

The Ontario government's policy on purchase of electricity through Feed in Tariffs (FIT) creates an opportunity for a significant increase in the interest and presence of distributed generation throughout the province.

Although some distributed generation is intended to provide electricity solely for a customer's own use, such as stand-by or load displacement generation, this guide also covers the emerging role of distributed generation in supplying Ontario's generation needs through the sale of some or all of the electricity generated by exporting it through the LDC's electricity distribution system.

Distributed generation also varies in design and fuels from diesel or natural gas standby generators to natural gas co-generation to wind turbines, photo voltaic cells, bio gas and hydro electric generation. A further variable is size, from very small (micro) wind and photo voltaic units in the under 10 kilowatt (kW) range to generation in the multi megawatt (MW) range.

Due to the variability, size and complexity of each generation project, this guide provides only general information on connecting to HHH's distribution system.



In this introductory guide we have kept the content at a fairly high level providing references to enable access to more specific details. We have used plain language and simple examples to illustrate the points.

Should there be conflicts or contradictions between the simplified examples in this guide and specific information, the specific information will take precedence.



Net Metering Program

With the rising costs energy, you may have thought about reducing your electricity costs by generating your own electricity. If so, Halton Hills Hydro's (HHH) Net metering program might be for you. The following outlines our Net Metering program for generation of 500kW or less and shows you in general the steps involved.

What is Net metering?

- Net metering measures the consumption of electricity you use against the amount of electricity you generate resulting in a "net" total from which your bill is calculated.
- Net Metering is ideal for those looking to reduce electricity costs.
- Under our Net Metering Agreement, excess generation credits can be carried forward up to twelve months to offset future electricity costs.

What type of generation can I use?

To qualify for our Net metering program, the type of generation must come from a Renewable Energy Technologies (RET), which are derived from natural resources that for practical purposes cannot be depleted. Any combination of wind, water, solar radiation or agricultural biomass with a total nameplate rating of 500 kW or less qualifies as an RET.

What's the process to connect to HHH's Distribution System?

- HHH recommends that all generator equipment be certified by the Canadian Standards Association (CSA). If it isn't, equipment must be site certified by the ESA.
- Installation of all generation facilities must be approved by the ESA and Connection Authorization provided to HHH prior to connection.
- To comply with Section 84 of the Ontario Electrical Safety Code, you are required to have an isolation switch (visible, accessible and lockable) located between the meter and your equipment.

Agreements for Net Metering

- Our Connection Review Application Forms (Appendices 2, 3, and 4 as applicable)
- Our Net Metering Connection Agreement must be signed and complied with (Appendix 7).

Technical

- Generator Protective Relay settings must be set as per the tables in the Agreement.
- Halton Hills may choose to perform a Connection Impact Assessment at your expense.



Metering

In order to bill you on a net metering basis and comply with the requirements of Measurement Canada, meter replacement is required. You will be responsible for costs associated with HHH upgrading the meter for your installation.

Your generator of less than or equal to 500kW:

Halton Hills Hydro will install a dual register meter capable of measuring your consumption from Halton Hills Hydro's distribution system and the amount of generation you supply into Halton Hills Hydro's distribution system. Credit for electricity generated will be incorporated into your regular bills. Halton Hills Hydro will determine meter reading frequency and method.

Connection Costs

You will be responsible for the costs of any modifications to Halton Hills Hydro's distribution system, including transformer changes needed to connect your generation facility.

How will my bill be calculated?

HHH will continue to read your meter as we do now. The bill you see will reflect the difference between the value of the electricity you return to the grid and the value of electricity you consume from the grid. If your net consumption for a billing period is zero, or results in a credit, the delivery portion of your bill will not include kilowatt-hour based charges and the net credit will be carried forward to the next billing cycle.

What do I need to do to get started?

When you call, make sure you have the following information ready:

- Your Halton Hills Hydro account number
- Service address (location of generator: lot/ concession/ township/ street address)
- Size of generator (kW)
- Type of generator (must be an RET)
- Planned in service date
- Fax number and/ or email address
- Contact our Customer Service or Engineering Departments at (519) 853-3700, Monday to Friday from 7:30 a.m. to 4:00 p.m.

What if I want to sell generated power to the distribution system?

Halton Hills Hydro will purchase power generated by you; however, you will be required to enter into a different connection process not covered by our Net metering program. General requirements for this application require you to:

- Review the information provided to you in the following pages of this guideline.
- Contact Halton Hills Hydro to inform us of your proposed project.



- Meet with Halton Hills Hydro personnel to discuss the project.
- Enter into a Connection Agreement and undergo a Connection Impact Assessment if required.
- Obtain a Generators License from the Ontario Energy Board (OEB).
- Purchase and install a distribution transformer.
- Purchase and install a four-quadrant interval meter acceptable to Halton Hills Hydro or pay Halton Hills Hydro for this service.
- The installation must conform to Halton Hills Hydro's Conditions of Service and meet the requirements of Halton Hills Hydro and the Electrical Safety Authority (ESA).
- Commissioning of installation witnessed by Halton Hills Hydro personnel and ESA.
- Contact the Ontario Power Authority (OPA) if you wish to take part in their Feed in Tariff Program.

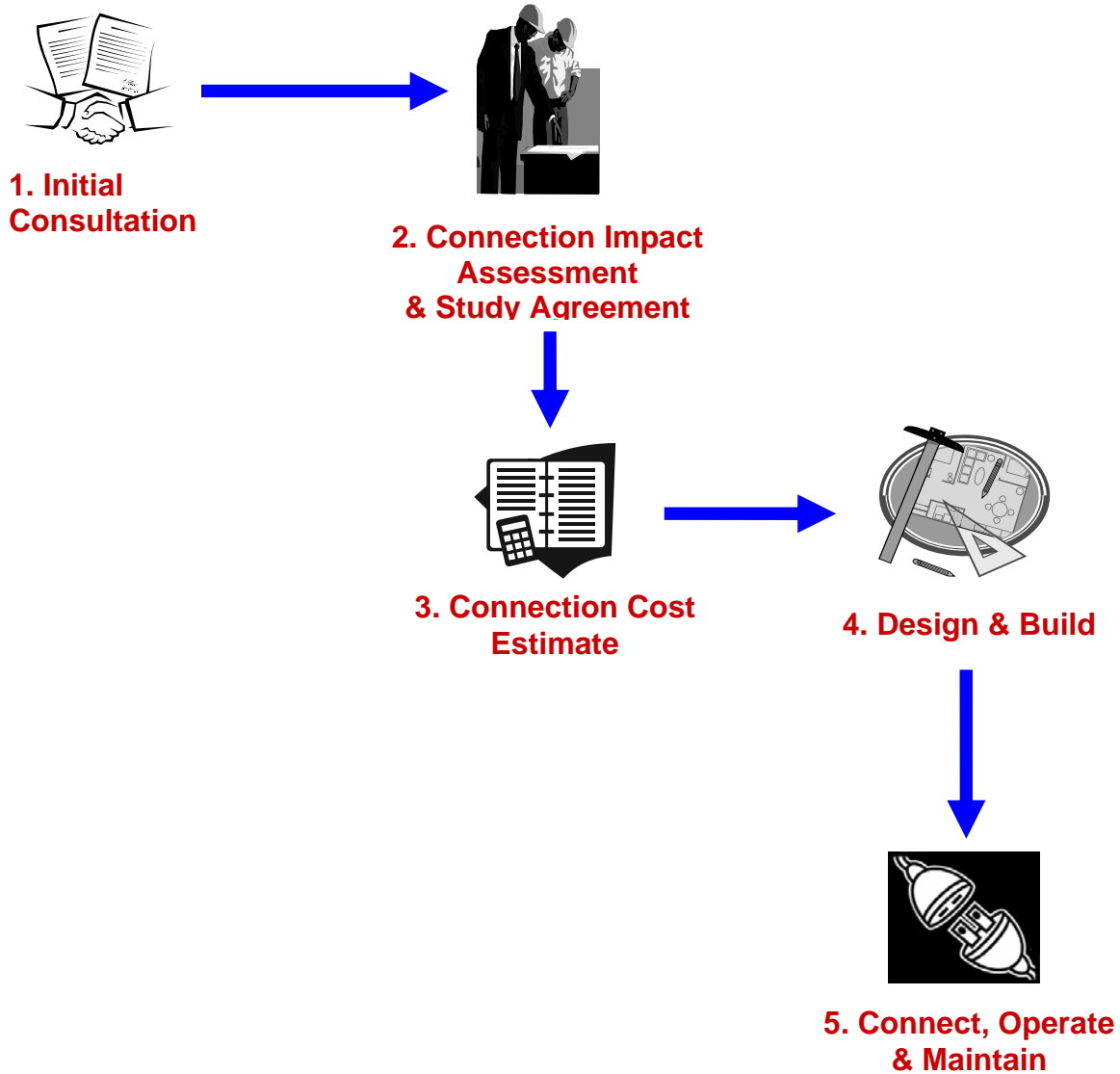
Can I use my own power during an outage?

If you wish to run your generator during a Halton Hills Hydro power outage, your generator must have special transfer and isolating capabilities installed to ensure your generation facility cannot feed into Halton Hills Hydro's distribution system during an outage.



Connection Process Flowchart

Connection Process



The process that HHH will follow for connecting a distributed generator to HHH's distribution system is detailed in the Ontario Energy Board's (OEB) Distribution System Code, Appendix F. (<http://www.oeb.gov.on.ca>)



Connection Process Overview

Initial Consultation

Halton Hills Hydro meets with the prospective Generator to discuss their plans, provide preliminary information on the connection options and explain the connection process. The Generator is required to complete and submit the Connection Review Application Form (Appendix 2) and provide other supporting documents to Halton Hills Hydro's Engineering Department.

Connection Impact Assessment

After reviewing the Connection Review Application Form and other technical data submitted during the initial consultation, the project will then be discussed with the Generator in a face-to-face meeting. The aim of this meeting is to discuss issues of mutual interest early in the Generator's review of the feasibility of the project. The Generator is then required to submit a completed Generator Connection Assessment Review Form. (Appendix 3 for a generator of 10kW or less or Appendix 4 for a generator rated at between 10kW to 10MW). Where applicable, the Generator is required to submit a Study Agreement (Appendix 8) with payment to enact the Connection Impact Assessment.

Connection Cost Estimate

After all required assessments are complete (including assessment by Hydro One, if required), the scope of work required to connect new generation can be developed and estimates prepared. The Generator is required to make the appropriate payment to Halton Hills Hydro that could include fees for: processing and reviewing the application; technical review and impact assessment; and production and commissioning testing as necessary.

Design and Build

Once agreement of the scope, cost and timing are reached, the Generator is required to sign a Connection Cost Recovery Agreement. After submitting the agreement and payment, detailed design and construction may begin.

Connect, Operate and Maintain

After all of the required work and approvals are completed, Halton Hills Hydro and the Generator execute the Distribution Connection Agreement (Appendix 7). This Agreement



provides an outline of the connection as well as the roles and responsibilities of each party.

The Ontario Electricity Transmission & Distribution System

In general, Ontario's electricity system consists of large centrally located generating stations linked by high voltage transmission lines over long distances at 500 kV, 230 kV and 115 kV. As the electricity is moved around the province the voltage is reduced as the electricity gets closer to the point of end use. Transformer stations reduce the voltage to 27.6 kV and 44 kV lines which transfer the electricity to distribution stations that reduce voltage again down to as low as 4 kV for routing electricity around streets.

It is likely that the location for distributed generation will be at the lower voltage levels and the ability of the distribution network to accommodate the distributed generation will depend on the "strength" of the network at that point and the normal loads that it supplies. Another name for the "strength" of the network is the "fault current".

The fault current is the amount of current that will flow when there is a fault on a network. The fault level at the end of a long electricity circuit is much lower than closer to the upstream supply. At a low fault level site, the impact of the distributed generation can be great enough to disturb other local consumers. For this reason, it is sometimes necessary to reinforce the network, or connect the distributed generation to a higher voltage or stronger part of the network further away.

Higher-voltage systems such as the 230 kV or 500 kV transmission systems have high fault levels. In general, the lower the voltage, the weaker the system. The weaker the system the less distributed generation can be connected. Halton Hills Hydro's distribution system operates at 27.6 kV, 44 kV, 8.32kV, 4.16kV. As a general rule the voltage levels might have capacity for the maximum following amounts of distributed generation.

- 4.16/ 2.4 kV possibly between 500 kW and 1 MW
- 8.32/ 4.8 kV possibly between 1 MW and 3 MW
- 27.6/ 16.0 kV possibly between 6 MW and 10 MW
- 44 kV possibly between 15 MW and 20 MW

The above examples assume the presence of single-phase and where required three-phase lines with adequate conductor size and inherent load levels. The actual capacity of the lines to accept distributed generation can only be determined by an engineering review.

The necessary protection systems to protect Halton Hills Hydro's distribution system from events that can occur with distributed generation connected will also vary by generation size and distribution line characteristics. Therefore, similar units connected at different locations could have different protection requirements based on varying load conditions, as well as on HHH's Hydro One feeder supply and transformer characteristics.



Depending on the size, type, fuel, and location of generation facilities, the Ministry of the Environment (MOE) may require that the customer carry out an environmental assessment. Please contact the MOE for more information.



Distinctions Between Types of Distributed Generation

There are a number of distinct types of generators as far as the distribution system is concerned, these include: (a) solid-state or static inverters, (b) induction machines, and (c) synchronous machines.

Many smaller renewable energy systems produce grid quality AC power through an inverter and are therefore typically grouped together.

Induction and synchronous generators, on the other hand, are generally grouped together as "rotating machines," but their different configurations do give them different start-up and operational characteristics. For example, induction machines cannot operate in standalone mode and generally require the presence of the grid for rotor excitation and normally have a lagging power factor. Synchronous machines on the other hand can operate without the grid and can have a zero or leading power factor.

As a practical matter, it is much more difficult for inverter-based generators to power an island and inverters can feed far less current into a fault. This means that inverter-based and rotating generators are treated differently in the codes and standards, with very small inverter-based devices requiring little – if any – additional protection equipment.



Safety, Power Quality & Protection

As part of the interconnection process, safety, power quality, and system reliability are the primary utility concerns and responsibilities. Reference materials that determine the requirements for these interconnections have been prepared by a number of bodies and agencies including the OEB, IEEE, CSA and ESA. This section therefore addresses safety and technical issues in the abstract and how to streamline the interconnection process. The purpose of this section is to provide background and rationale, without going into great technical detail.

The OEB's Distribution System Code (DSC) Appendix F.2 outlines the technical requirements for connecting a generator to an electricity distributor's system. We have identified specific sections of Appendix F.2 as they relate to safety, power quality and protection.

The link to the OEB DSC is at <http://www.oeb.gov.on.ca>

Safety

Like any source of electricity, distributed generation systems have the potential to be dangerous to both people and property, and require protection devices to protect the distribution system, utility workers, utility customers and the general public. Large industrial customers have been generating power on-site for many years, but interconnecting photo voltaic, wind turbines, co-generation, micro-turbines, and other relatively small generation systems to operate in parallel with the grid at residential and commercial locations is an increasing recent trend. Utilities are concerned with generators supplying energy to one of their lines that is otherwise thought to be de-energized. This is known as islanding.

Islanding

One of the most important issues for distributed generation is to avoid a condition known as islanding. Islanding is a situation where a portion of the utility system that contains both loads and a distributed generation source becomes separated from the remainder of the utility system but remains energized.

The primary concern is a situation where a fault occurs on the distribution system and automatic isolation of a utility protective device occurs. Since automatic reclosing is normally used on distribution systems to clear temporary faults it is essential that the distributed generation disconnects from the distribution system before the first automatic reclose occurs. The concern is that if the distributed generation does not disconnect fast



enough: a) the distributed generation may feed the fault; and b) when the utility protective device(s) tries to reclose, it will be closing back in on a line that is being

supplied by distributed generation resulting in possible equipment damage, overloading or power quality issues.

Historically with central generation and transmission an LDC could be sure that if an electrical circuit was isolated "upstream" and was not being fed from an alternative source that it was de-energized.

Halton Hills Hydro may want to isolate the section of line for maintenance purposes and would normally do that through opening switches. While a utility can be sure that all of its own electricity sources are either shut down or isolated from the area that needs work, we must now factor in distributed generation to ensure that it too is isolated and not supplying the line section.

Distributed generation creates a source of energy inputs to the utility system that Halton Hills Hydro does not control and if the distributed generation is potentially capable of islanding it can backfeed electricity to the our distribution system.

Grounding

Distributed generators must be grounded in accordance with equipment manufacturers, the OESC and HHH requirements.

The distributed generation must not disrupt any coordination of ground fault protection or cause over-voltages that exceed the rating of equipment connected to HHH's distribution system.

Power Quality

Power quality is another significant technical concern for utilities and customer-generators. Utility power is consistently supplied at a standard voltage and frequency. In North America, residences receive single-phase alternating current (AC) power at 120/240 Volts at 60 cycles per second (60 Hz), and commercial buildings typically receive either 120/240 Volts single phase or three-phase power depending on the size of the building and the types of loads in the building.

Power quality is important because electronic devices and appliances have been designed to receive power at or near rated voltage and frequency standards and deviations may cause equipment and appliance malfunction or damage. Additional power quality considerations include harmonics, power factor, DC injection, and voltage flicker.

Each type of distributed generation device has its own output characteristics based on its technology therefore some will have more power quality issues than others.



Voltage Fluctuations and Voltage Regulation

Voltage fluctuations can result from a distributed generator connecting to or disconnecting from the utility system or because of its generation operating characteristics. The standards set certain limits which must be achieved for events that occur within the distributed generation's operating cycle. Whether the utility actively or passively regulates their voltages to maintain an acceptable range, the presence of a distributed generation should have no detrimental impact on that regulation. The distributed generation must not try to regulate the voltage and frequency on the utility line but instead must follow the utility voltage and frequency and disconnect for any abnormality.

Ref: OEB DSC, F.2, Section 3

Voltage Unbalance

Utilities try to operate their three phase lines with voltages in the three phases balanced as closely as possible. The presence of a distributed generator should not contribute to additional voltage unbalance.

Ref: OEB DSC, F.2, Section 3.2

Frequency

As with voltage fluctuations frequency variations are a reliability and power quality issue. Distributed generation shall operate within the range of 59.3 to 60.5 Hz.

Ref: OEB DSC, F.2, Section 6.5

Harmonics

Harmonics generically refer to distortions in the voltage and current waveforms caused by the overlapping of the standard sinusoidal waveforms at 60 hertz (Hz) with waves at other frequencies that are other multiples of 60 Hz. Harmonics can be caused by the electronic equipment used in some distributed generators such as soft start units and inverters. Harmonics can cause equipment to fail or overheat and to degrade the service of other customers. Distributed generators must not impose harmonic distortions on Halton Hills Hydro's distribution system in excess of applicable standards.

Ref: OEB DSC, F.2, Section 10.2, CAN/CSA-C61000-3-6, IEEE 1547

Power Factor

Power factor is a measure of apparent power delivered when the voltage and current waveforms are out of synch. Power factor is the ratio of true electric power, as measured in kilowatts (kW), to the apparent power, as measured in kilovolt-amperes (kVA). The power factor can range from a worst case of zero when the current and voltage are completely out of synch to the optimal value of 100% when the current and voltage are



entirely in synch. The terms “leading” and “lagging” refer to whether the current wave is ahead of or behind the voltage wave and are a contributor to the efficiency or inefficiency of the utility’s electrical system. Distributed generators connected to the distribution system must operate in the range 0.9 lagging to 0.95 leading power factor.

Ref: OEB DSC, F.2, Section 4

DC injection

DC Injection is a potential issue for inverters where an inverter passes unwanted DC current into the AC or output side. This can be prevented by the incorporation of equipment and design to prevent or limit the effect.

Ref: OEB DSC, F.2, Section 10.3

Voltage Flicker

Somewhat like voltage fluctuations, voltage flicker refers to short-lived spikes or dips in the line voltage that are noticeable to the eye and annoying. It can occur when the outputs from a distributed generator vary for example with some wind turbines if the wind is gusting or turbulent.

Ref: OEB DSC, F.2, Section 10.1

Protection of Distributed Generation Facility

The distributed generation developer will be responsible for protecting its distributed generation facility equipment in such a manner that distribution system faults - such as outages, short circuits, automatic reclosing of distribution circuits, or other disturbances - do not damage the distributed generation facility equipment. The equipment protection shall also prevent the distributed generation facility from adversely affecting the distribution system's capability of providing reliable service to other customers.

Ref: OEB DSC, F.2, Section 2

Monitoring

For distributed generation greater than 250 kW Halton Hills Hydro may require remote monitoring of the distributed generation connection status, real power output, reactive power output and voltage at the point of generator connection. For distributed generation greater than 10 MW the monitoring must be in real time.

Ref DSC F.2, Section 9



Standardized or Certified Equipment

It is a requirement that the design for a distributed generation installation be approved by a professional engineer and that all equipment be CSA approved and inspected by the ESA. However, if the interface equipment used is a standard package or certified for use (by UL or CSA or some other recognized approving body), as is the case with some inverters, this will expedite and simplify the interconnection process. This is especially applicable at the lower distributed generation output levels and will reduce the amount of technical information required.

The safety, power quality and reliability of interconnected distributed generations is ensured through design, standards, inspection, testing and the provision of switches, breakers and protective relaying incorporated into the distributed generation or as auxiliary equipment. A brief summary is as follows:

- An interrupting device capable of interrupting the maximum available fault current at the distributed generation location. Ref DSC F.2, Section 1
- An interconnection device that is manual, lockable, has visible disconnection and is accessible to HHH staff. Ref DSC F.2, Section 1
- A generator disconnect device. Ref DSC F.2, Section 1
- Anti islanding protection. Ref DSC F.2, Section 6.1.2
- A protective relay that will operate the load interruption device with the following features
 - Over-voltage trip. Ref DSC F.2, Section 1
 - Under-voltage trip. Ref DSC F.2, Section 1
 - Over/underfrequency trip. Ref DSC F.2, Section 6.5
 - Over current protection. Ref DSC F.2, Section 6.4
 - Ground fault protection. Ref DSC F.2, Section 2
- Reclosing co-ordination to ensure that the distributed generation ceases to energize prior to the reclosure of an upstream HHH device. Ref DSC F.2, Section 6
- Power Factor correction (if required). Ref DSC F.2, Section 4
- Synchronizing equipment that will limit voltage fluctuation, frequency variation and phase angle when the distributed generation parallels with the distribution system. Ref DSC F.2, Section 3.2
- Transfer Trip may be required depending on the loading of the distribution feeder and the output rating of the distributed generation relative to the feeder loading.
- Feeder Relay Directioning to prevent inadvertent tripping of a protective device for faults not associated with the protection zone of the device.

Halton Hills Hydro will provide approximate three phase fault levels at the preliminary review stage. A protection co-ordination study will be required which may involve alternate supplies from different sources. Protection design and ratings should account for these variables.



Preliminary Review, Technical Review, Impact Assessment

Generation Connection Process

As stated previously, the process that Halton Hills Hydro will follow for connecting a distributed generator to HHH's distribution system is detailed in the OEB's Distribution System Code, Appendix F. The starting point is for potential Generators to complete the Connection Review Application Form (Appendix 2), and return it to Halton Hills Hydro's Engineering Department.

Preliminary Review

In the very early stages where a Generator may be considering site selection, Halton Hills Hydro will provide a preliminary review and high level advice and guidance based on limited parameters such as:

- Potential sites
- Output capacity of distributed generation
- Fuel type
- Generator generic description and design type

To better assist you in determining the feasibility of your proposed generation facility and if you can make money generating electricity from renewable energy projects, visit the Canadian Government's [RETScreen International Clean Energy Decision Support Centre](http://www.retscreen.net/ang/d_o_view.php) at http://www.retscreen.net/ang/d_o_view.php. This free, online tool will provide a financial analysis of your small scale energy *project*. Halton Hills Hydro only offers this as a reference and shall not be held liable for the information it contains, information gathered from it, or decision making based on information gathered from this Government of Canada's service.

Technical Review

Once a location has been determined, the Generator must complete an application form Appendix 3: Generator Connection Assessment Review Form (10 kW or Less) or Appendix 4: Generator Connection Assessment Review Form (10 kW to 10MW) requesting a full technical review. The technical review will establish HHH's requirements for the distributed generation at the specific location and determine the need for an Impact Assessment.



The technical review will require the distributed generation developer to provide the following details of the project certified by a licensed professional engineer:

Distributed Generation Description

- Site
- Type of distributed generation
- Output including seasonal and daily variations
- Number of units initially and ultimately, if future expansion is applicable
- Time line for construction and commissioning

Single Line Electrical Diagrams (with ratings or sizes detailing)

- Point of connection to the distribution system
- Generator
- Generator disconnect device
- Protective relaying and functions
- Transformer
- Protective isolating device
- Generator breaker
- Manual interconnection disconnection device
- Voltage levels
- Fusing

Nameplate data or manufacturers specs on:

- Protective relays
- Synchronizing device
- Fault calculations, protective relay settings, fuse specification
- Short circuit and voltage drop studies
- Station service and battery system
- Grounding studies
- Load interrupter switch or circuit breaker
- Dedicated interconnection transformer
- Isolating device for interconnection
- Protection system and operating procedures including schematics

LDC Impact Assessment

Where required, Halton Hills Hydro will perform an impact assessment and advise the Generator of compliance and permission to proceed or of problems that need to be addressed. The Generator should not order any equipment or make commitments to the project until the impact assessment has been satisfactorily completed and a Distribution Connection Agreement has been executed. When a Generators licence is required, Halton Hills Hydro will require a copy of the Generators Generator Licence.



The impact assessment shall set out the impact of the proposed generation facility on the distribution system and any customers of the distributor including:

- a. any voltage impacts, impacts on current loading settings and impacts on fault currents;
- b. the connection feasibility;
- c. the need for any line or equipment upgrades;
- d. the need for transmission system protection modifications; and e. any metering requirements.

Hydro One Impact Assessment

Distributed generation greater than 1 MW connected to HHH's 27.6 kV and 44 kV systems may have an impact on Hydro One's electrical supply system and will require their separate impact assessment.

Costs

The Generator will be required to pay Halton Hills Hydro for processing and reviewing any application, technical review and impact assessment. The cost may vary from a fixed fee approved by the OEB to actual costs for time required. Contact Halton Hills Hydro for details.

In addition Halton Hills Hydro will add any costs incurred for reviews or assessments required by Hydro One.

Halton Hills Hydro will charge actual costs for labour and materials for any distribution system upgrades or line extensions required including but not limited to increased transformer capacity requirement, primary or secondary conductor, line extensions, switches and associated distribution hardware.

Where the distributed generation is used for load displacement of existing load, a standby charge may be applicable as approved by the OEB.

The Generator is solely responsible for the purchasing, installing, inspections, testing/ commissioning and other related items for their generation facility. Halton Hills Hydro shall not be held liable for the costs incurred by the Generator during the course of the project.

Production and Commissioning Tests

The Generator will be required to pay the costs related to production and commissioning tests if these tests are required.



Termination of Process (Prior to Connection)

If at any time during the course of the project, prior to enacting the Connection Agreement and connecting the generation the Generator decides for whatever reason that they do not wish to proceed any further, the Generator shall notify Halton Hills Hydro in writing of their intent to terminate the process. Once notification is received, Halton Hills Hydro personnel will contact the Generator to confirm the termination notification and proceed with terminating the processes of Halton Hills Hydro's involvement. However, due to equipment and man hour costs, Halton Hills Hydro reserves the right to determine what funds will be reimbursed to the Generator assuming payment for the work was made to the utility by the Generator prior to terminating the process.



Metering

Metering requirements will be determined by Halton Hills Hydro and will depend on the type and size of generation and the load, if any, where the distributed generator is also a customer, at the distributed generation location. Where the distributed generator is exporting power a bi-directional meter capable of measuring electricity received from and sent to the distribution system is required. All metering cabinets, instrument transformers, and if necessary a telephone line will be supplied by the Generator and owned by Halton Hills Hydro. Halton Hills Hydro will purchase and supply an appropriate sealed meter at the Generator's expense once a connection cost recovery agreement has been completed by Halton Hills Hydro, signed by the Generator, and returned to the Hydro office.

The metering shall be installed at the Demarcation Point of connection of the Distributed Generation Facility to the Distribution System. The point of demarcation for a Distributed Generation Facility is the primary live line clamp or lines switch that is installed on or at Halton Hills Hydro's Distribution line. If this is not practical, Halton Hills Hydro shall apply loss factors to the generation output in accordance with the loss factors applied for Retail settlements and billing. Appendix 6 shows the metering location and configuration options under the Feed in Tariff Programs.

Any Generator has the right to be a participant in the IESO-controlled wholesale market for settlements. Participants in the wholesale market must meet the requirements as specified in Chapter 6 Wholesale Metering of the Market Rules. In general, the metering requirements for wholesale market participants are more stringent than those required for HHH retail revenue purposes. In both wholesale and retail markets, all meters and instrument transformers must be Measurement Canada approved and connected in accordance with Measurement Canada and OEB policies and procedures. However, in the wholesale market, the IESO requires that market participants engage the services of a Meter Service Provider (MSP) to install and maintain the metering system. In addition, the IESO specifies the number and types of meters that must be used for revenue purposes and requires the submission of an emergency instrument transformer restoration plan.

In 2005, the IESO revised the Market Rules to include relaxed policies for embedded generation facilities under 2 MVA or injecting less than 17 GWh per annum. These relaxed rules allow for the installation of a single meter only and no requirement to submit an emergency instrument transformer restoration plan.

It should be noted that all metering installations including FIT Generators, present and future, are subject to the Government of Ontario's Smart Metering Initiative and as such provisions and installation of a smart meter may be required at time of installation or at a to be determined future date. Halton Hills Hydro will inform the Generator of the requirements for installation of a smart meter as applicable.



Approvals

Before any distributed generation can be connected to Halton Hills Hydro's distribution system it must have received as a minimum the following approvals plus any additional approvals identified by Halton Hills Hydro and Hydro One:

- LDC Distribution Connection Agreement
- CSA or UL or recognized certification of all equipment installed
- ESA approval



Feed in Tariff (FIT) Programs

Feed in Tariff Programs (microFIT and FIT)

The Green Energy and Economy Act, 2009 has introduced new Feed in Tariff programs managed by the Ontario Power Authority (OPA). These programs will allow generation facilities using a renewable source to generate power and sell that power back to the grid. These programs are designed to encourage and facilitate a greater use of renewable resources such as solar, wind, water, and biomass for generating electricity. Such generating projects would be connected into a local utilities distribution system.

In taking part in the Ontario Power Authority's Feed in Tariff Programs, you will be able to generate electricity using an environmentally friendly source and be paid for the electricity you generate a special rates set by the OPA. The OPA has set specific rates based on the method of generation and the amount of electricity you supply back into the utilities distribution system.

What is a Renewable Project? Some examples are:

- wind turbines
- roof-top or ground mounted solar PV panels/ arrays
- waterpower project situated on a watercourse and waterfall
- a generator fueled by biomass on a farm

There are two separate programs with slightly different rules and requirements based on the size of the generation facility. To be eligible for the FIT program the project must have a gross nameplate capacity of no more than 10,000kW. Projects eligible for the microFIT program must have a gross nameplate capacity of no more than 10 kW.

To be eligible for either program, your generation project must:

- Use a renewable resource for generation (ex. solar, wind, water, biomass)
- Must be located in the Province of Ontario
- Must be connected to an eligible electricity distribution system voltage in Ontario of 50kV or less.
- Apply to the OPA and receive approval from the OPA to enter into a contract to take part in the microFIT or FIT programs as applicable.
- Have a separate meter suitable for data collection and settlement purposes.

Please keep in mind that the above are only a few of the general requirements. You will need to consult the OPA for their complete list of current requirements.



As the Generator, you are responsible for coordinating with all agencies to ensure you meet their regulatory requirements (including associated costs). You will also be responsible for coordinating with Halton Hills Hydro to determine the appropriate metering configuration and other connection requirements. You will be responsible for the cost of connecting and metering as determined by Halton Hills Hydro in compliance with the Ontario Energy Boards (OEB's) Distribution System Code, the Ontario Power Authorities microFIT and FIT programs, and the Green Energy Act. Contract payments will be based on the electricity delivered from your generation project and successfully injected into the distribution system. Please note that the payment amount may be subject to adjustments to metered electricity output to account for site-specific losses and other specifics if applicable.

All generation projects require a separate meter and will be metered to account for generation delivered into the distribution system. Halton Hills Hydro will supply at your expense a meter (as outlined by the OPA and OEB) appropriate for accurately measuring electricity received from and delivered into our distribution system. For projects with a gross nameplate capacity of more than 10kW, the generator may be responsible for supplying a separate phone line connection to the metering point to allow for data to be transmitted hourly. Generation projects with a gross nameplate capacity of 10kW or less do not require transmittal of hourly data unless directly connected to a Load Customer where both the generation facility and Load Customer's meters must transmit hourly data, or at such time as Halton Hills Hydro requires. In order to be eligible for the On-Peak Performance Incentive (presently not available to Solar PV and wind generation as they are deemed intermittent) the Contract Facility's meter must provide hourly data, including Contract Facilities of 10kW or less.

In addition to the requirements of the OPA and OEB, the Generator will be expected to comply with the requirements of Halton Hills Hydro as outlined in this document and our Conditions of Service (latest revision), the Electrical Safety Authority, and all other regulatory bodies, laws, by-laws, and guidelines that may apply. As an initial step in applying to Halton Hills Hydro, you will be required to complete the "Connection Review Application Form" (Appendix 2) and return the form to the Hydro office after which an initial meeting between all relevant parties will be arranged. You will be further required to complete a "Generator Connection Assessment Review Form (Appendix 3 or 4 as applicable to the size of generation). A separate Connection Impact Assessment may also need to be conducted which will be determined by the size of generation facility you are proposing. Where a Connection Impact Assessment is required, the Generator shall enter into a Study Agreement (Appendix 8). Halton Hills Hydro will need to assess its distribution system to ensure that your generation facility will be able to integrate into the distribution system. Any costs due to upgrades or changes to the distribution system may be payable or partially payable by the applicant. In this case, a "Cost Recovery Agreement" will be required.



Summary of Requirements:

In general to participate in the Feed in Tariff Programs, the Generator's requirements include, but are not limited to:

- Complete a "Connection Review Application Form" (Appendix 2) to be reviewed by Halton Hills Hydro.
- Complete "Generator Connection Assessment Form" (Appendices 3 or 4 as applicable) to be reviewed by Halton Hills Hydro.
- Enter into a study agreement where a Connection Impact Assessment is required (Appendix 8).
- Complete a "Connection Agreement" (Appendix 7) to be reviewed by Halton Hills Hydro.
- Enter into a "Cost Recovery Agreement" with Halton Hills Hydro once the utility has assessed the connection requirements.
- Obtain an inspection Certificate from the Ontario Electrical Safety Authority (ESA) and provide ESA Connection Authorization to Halton Hills Hydro.
- Provide Halton Hills Hydro with a copy of their Generators Licence (where applicable) which they can apply to the OEB for.
- Apply to the OPA to make a renewable connection and the proposal must pass the Transmission Assessment Test, Distribution Assessment Test, and Economic Connection Test (where applicable).
- Supply Halton Hills Hydro Inc. with the OPA assigned microFIT/ FIT tracking number for file reference.
- Engage Halton Hills Hydro Inc. in a Connection Impact Assessment to determine impacts to the distribution system.
- Enter into a Feed In Tariff contract with the OPA by applying to the OPA and having their application receive approval. Halton Hills Hydro will require documentation supporting the OPA's acceptance of the contract proposal.

If you currently have a Net metering contract with Halton Hills Hydro Inc. it is possible to switch over to the OPA's microFIT or FIT program as applicable. You will need to contact the OPA regarding their processes and as well a second meter will need to be installed to measure the amount of generated power produced by your renewable project. As well, a new connection agreement between yourself and Halton Hills Hydro pertaining to the microFIT or FIT program.

For further information and requirements about the Ontario Power Authorities Feed in Tariff Programs, please visit the Feed in Tariff Programs website: <http://www.powerauthority.on.ca/FIT/> or contact the Ontario Power Authority (contact information contained in Appendix 10).

For further information and requirements about the Ontario Energy Board, please visit the OEB's website: <http://www.oeb.gov.on.ca/> or contact the Ontario Energy Board (contact information contained in Appendix 10).



Appendices

[Appendix 1: \(a\) Definitions](#)

[Appendix 1: \(b\) Who's Who in Electricity](#)

[Appendix 2: Connection Review Application Form](#)

[Appendix 3: Generator Connection Assessment Review Form \(10 kW or Less\)](#)

[Appendix 4: Generator Connection Assessment Review Form \(10 kW to 10MW\)](#)

[Appendix 5: ESA Guidelines for Inverter-Based Micro Generating Facilities](#)

[Appendix 6: Metering Configurations](#)

[Appendix 7: Connection Agreements](#)

[Appendix 8: Study Agreement](#)

[Appendix 9: Regulatory and Industry Contacts](#)



Appendix 1 (a): Definitions

**Appendix 1 (b): Who's Who in
Ontario Electricity**

APPENDIX 1 (a)

Definitions

Applicant — The legally responsible person applying to an LDC to interconnect a distributed generation facility to the LDC's distribution system.

Application Review — A review by the LDC of the completed standard interconnection application form for interconnection, to determine if an engineering review or distribution system study is needed.

Back-up Power — Electric energy or capacity supplied by an LDC to replace energy ordinarily generated by distributed generation facility equipment during an unscheduled outage of the distribution system.

Certified Equipment — A generating, control or protective system that has been certified by a nationally recognized testing laboratory (NRTL) as meeting acceptable safety and reliability standards.

Commissioning Test — The initial process of documenting and verifying the performance of a distributed generation facility so that it operates in conformity with the design specifications.

Customer — Any person who is receiving electric service from an LDC's distribution system.

Designated Point of Contact — Each LDC shall designate one point of contact for all customer inquiries related to distributed generation facilities and from which interested parties can obtain a copy of interconnection guidelines - which include the appropriate application forms and interconnection agreements.

Distributed Generation (DG) Facility — A facility for the generation of electricity with a capacity of no more than 15 megawatts that is located near the point where the electricity will be used or is in a location that will support the functioning of the electric power distribution grid.

Distributed Generation Developer — same as Applicant.

Distribution Feeder/Line — An electric line from an LDC substation or other supply point to customers that is operated at 50 kV or less, or as determined by the LDC.

Distribution Substation — A facility that reduces the voltage of the electricity supply from sub transmission voltages less than 50 kV to even lower distribution voltages less than 50 kV.

Distribution System — All electrical wires, equipment, and other facilities owned or provided by an LDC that are normally operated at 50 kV or less.

Distribution System Code — A code issued by the Ontario Energy Board that prescribes the requirements for local distribution companies and customers who are

served by the distribution system. Specifically, Appendices F of the code outlines the procedures to be followed for processing and connecting distributed generation facilities and F.2 is an overview of the technical requirements.

http://www.oeb.gov.on.ca/documents/dscappf_100304.pdf

Distribution System Study — A study to determine if a distribution system upgrade is needed to accommodate the proposed distributed generation facility and to determine the cost of any such upgrade.

Engineering Review — A study that may be undertaken by an LDC, in response to its receipt of a completed standard application form for interconnection, to determine the suitability of the installation.

ESA – Electrical Safety Authority

Fault — An equipment failure, conductor failure, short circuit, or other condition resulting from abnormally high amounts of current from the power source.

HOEP — The Hourly Ontario Energy Price is an average of the market price set at each five-minute interval within that hour.

IEEE — Institute of Electrical and Electronics Engineers.

Impact Assessments — if warranted by the size, type location or other factors impact assessments may be required by an LDC and in some cases Hydro One where the distribution lines connect to Hydro One transformer stations.

Independent Electricity System Operator (IESO) — An entity supervising the collective transmission facilities of a power region; the IESO is charged with nondiscriminatory coordination of market transactions, system-wide transmission operation, and network reliability.

Interconnection — The physical connection of a distributed generation facility to the distribution system so that parallel operation can occur.

Interconnection Agreement — a written set of operating procedures to specify how the distributed generator facility will interact with an LDC's distribution system and the responsibilities and accountabilities of the parties

Interconnection Disconnect Switch — A mechanical device used to disconnect a distributed generation facility from a distribution system. Also known as an isolation device.

Inverter — A machine, device or system that converts direct current power to alternating current power.

Islanding — A condition on the distribution system in which a distributed generation facility delivers power to customers using a portion of the distribution system that is electrically isolated from the remainder of the distribution system.

kV – kilovolt (1000 volts)

kW – kilowatt (1000 watts)

Local Distribution Company — A local distribution company or LDC manages and operates the electricity distribution system and currently bills for electricity services at the retail level in Ontario.

MW – megawatt (1000 kW)

Material Modification – Any modification that changes the maximum electrical output of a distributed generation facility or changes the interconnection equipment, including:

- a) Changing from certified to non-certified devices.
- b) Replacing a component with a component of different functionality or Underwriters Laboratories listing.
- c) Changes to the Interconnection Point

Nationally Recognized Testing Laboratory — Any testing laboratory recognized by the ESA, or CSA as having an approved equipment accreditation program.

Net metering — An arrangement where distributed generation facilities can offset their associated load consumption and are compensated for any extra energy delivered to the electricity system. In Ontario, legislation permits distributed generation facilities using renewable resources with a capacity of 500 kW or less to be eligible for net metering.

OEB — Ontario Energy Board

Parallel Operation — The operation, for a finite time, of a distributed generation facility while the facility is connected to the energized distribution system.

Paralleling Equipment — The generating and protective equipment system that interfaces and synchronizes a distributed generation facility with the distribution system.

Point of Common Coupling — The point where the electrical conductors of the distribution system are connected to the customer's conductors and where any transfer of electric power between the customer and the distribution system takes place.

Point of Interconnection — The point where the distributed generation facility is electrically connected to the customer's electrical system.

Preliminary Review — A review at the feasibility stage to determine the suitability of a distributed generation site and the LDC's facilities available for connection

Protective Function — A function of a distributed generation facility, carried out using hardware and software, designed to prevent unsafe operating conditions from occurring before, during, and after the interconnection to a distribution system.

Supervisory Control and Data Acquisition (SCADA) — A system of remote control and telemetry used to monitor and control the electric system.

Switchgear — Components for switching, protecting, monitoring and controlling electric power systems.

Synchronize — The process of connecting two previously separated alternating current apparatuses after matching frequency, voltage, phase angles, etc. (e.g., paralleling a generator to the electric system).

Technical Review — a more comprehensive evaluation of the distributed generation proposal than the preliminary review to establish that the proposal and the equipment meet the technical guidelines for safety, power quality and reliability.

Telemetry — The transmission of distributed generation operating data using telecommunications techniques.

Transfer Switch — A switch designed so that it will disconnect the load from one power source and reconnect it to another source.

Transformer Station — A facility that reduces the voltage of the electricity supply from transmission voltages greater than 50 kV to distribution voltages less than 50 kV.

UL — Underwriters Laboratories.

Unit — same as distributed generation facility.

APPENDIX 1 (b)

Who's Who in Ontario Electricity

Sometimes it's difficult to figure out who's who and what they do in Ontario's electricity system. Here's a brief overview:

The Ontario Government and the Ontario Ministry of Energy	<ul style="list-style-type: none">• Establish public policy, pass legislation and regulations relating to electricity• Create other agencies IESO, OPA, OEB, etc., and establish raison d'être for Hydro One, OPG and LDCs• Significant legislation: Electricity Act, 1998 and Regulations, Ontario Energy Board Act 1998, Electricity Restructuring Act 2004• Shareholder of Hydro One and OPG
Independent Electricity System Operator (IESO)	<ul style="list-style-type: none">• The Independent Electricity System Operator (IESO) operates and manages Ontario's electricity system at the generation and transmission level. It does not design, build or own the system; it coordinates how the system interacts and performs and it monitors the performance, reliability and future adequacy of the system to provide electricity to Ontarians. The IESO creates electricity market rules, matches generation with load 24/7, establishes the Hourly Ontario Energy Price (HOEP) and settles wholesale electricity payments.
Ontario Power Authority (OPA)	<ul style="list-style-type: none">• The Ontario Power Authority (OPA) is an agency of the government of Ontario. The OPA forecasts, plans and is responsible for bringing new resources onto the system in the medium and long term so that the IESO has adequate resources to manage. It can also be involved in demand management, conservation and renewable energy activities as directed by its mandate and government.
Ontario Ministry of Environment (MOE)	<ul style="list-style-type: none">• The Ontario Ministry of Environment (MOE) sets environmental standards for electricity projects in Ontario and ensures that generators, distributors and transmitters follow rules and standards when constructing and operating facilities.

<p>Ontario Energy Board (OEB)</p>	<ul style="list-style-type: none"> • The Ontario Energy Board (OEB) is the province’s electricity regulator and is responsible for protecting the interests of consumers with respect to prices, reliability, adequacy and quality of electricity service and to promote economic efficiency of generation, transmission and distribution. The OEB approves the rates charged by transmitters (greater than 50 kV) and distributors (less than 50 kV) and creates codes and regulations for certain aspects of how transmitters and distributors conduct their business. • The OEB issues licenses for generators, transmitters, distributors, and retailers. • The OEB does not set rates for generation; that is a competitive process either through the Hourly Ontario Energy Price or third party contracts, but it has set prices for small consumers.
<p>Ontario Power Generation (OPG)</p>	<ul style="list-style-type: none"> • Ontario Power Generation (OPG) owns and operates most of Ontario’s generating capacity. It is owned by the Province of Ontario.
<p>Hydro One Networks (HONI)</p>	<ul style="list-style-type: none"> • Hydro One is the province’s largest transmission company and owns the provincial transmission grid. Hydro One also distributes electricity outside of the major urban centres. It supplies LDCs from TSs at 27.6 kV and 44 kV or DSs at lower voltages. Some distributed generation connected to Hydro One TSs or DSs will require co-ordination with Hydro One. Hydro One is owned by the Province of Ontario.
<p>Electrical Safety Authority (ESA)</p>	<ul style="list-style-type: none"> • The Electrical Safety Authority (ESA) is responsible for ensuring that electrical equipment is installed safely and meets required standards in accordance with the Ontario Electrical Safety Code.
<p>Measurement Canada (MC)</p>	<ul style="list-style-type: none"> • Measurement Canada (MC) is a federal agency of Industry Canada with the mandate of regulating meters and metering throughout the country. MC administers the Electricity and Gas Inspection Act. R.S. 1985, C.E-4.

Appendix 2

Connection Review Application Form

HALTON HILLS HYDRO INC.
Connection Review Application Form



Application for Preliminary Review of Distributed Generation to be located within Halton Hills Hydro's Distribution System and connected to the Distribution System.

1. Applicant's Contact Information (the party that will be contractually obligated for this generating facility)

Name _____
Company _____
(if any) _____
Mailing Address _____
Phone Number (Main) _____ Cell _____
Fax Number _____ Email _____

2. Location of Interest for Distribution Generation

Street Address or _____
Closest Location _____
Description _____

3. Generator Information

Generation Type: (Check One) Synchronous Induction Inverter
 Other: _____

Number of Phases: (Check One) Single Phase Three Phase

Primary Energy Source: Renewable: _____ Non Renewable _____
Type: _____

Do you intend to participate in any OPA programs? Yes No
Details: _____

Output capacity: _____ kW

Load displacement? Yes No Net Metering Program? Yes No
(If Yes is this Existing or New Load?) _____

OPA microFIT/ FIT Program & Contract No.: _____

4. Other Information that may be relevant or assist in preliminary review

*** Return this form to Halton Hills Hydro Inc., Engineering Department***

Appendix 3

Generator Connection Assessment Review Form

10kW or Less

HALTON HILLS HYDRO INC.
Generator Connection Assessment Review Form
10 kW or less



1. Applicant's Contact Information (the party that will be contractually obligated for this generating facility)

Name _____
Company (if any) _____
Mailing Address _____
Phone Number (Main) _____ Cell _____
Fax Number _____ Email _____

2. Location of the Generation System

Street Address _____
Lot _____
Concession _____
County _____
Hydro Account Number (if any) _____

3. Applicant's Ownership Interest in the Generation System

Owner Co-owner Lease Other

4. Primary Intent of the Generation System

On-site Use of Power Net Metering Commercial power sales to a third party
 OPA microFIT/ FIT Program & Contract No.: _____

5. Electricity Use, production and Purchases

(A) Anticipated annual electricity consumption of the facility or site _____ kWh/yr
(B) Anticipated annual electricity production of the generation system. _____ kWh/yr
(C) Anticipated annual electricity exports (i.e. (B) minus (A)) _____ kWh/yr

Value will be negative if there are no net sales to the distribution system.

6. Installing Contractor Information

Contractor Name _____
Mailing Address _____
Name of Contractor Contact _____
Phone Number (Main) _____ Cell _____
Fax Number _____ Email _____

7. Requested In-Service Date _____

8. Provide One-Line Schematic Diagram of the System:

Schematic is attached

Number of Pages _____

HALTON HILLS HYDRO INC.
Generator Connection Assessment Review Form
10 kW or less



9. Generator Information (complete for each generator)

Manufacturer _____ Model No. _____

Version No. _____ Serial No. _____

Generation Type:

Single Phase Three Phase Synchronous Induction Inverter Other: _____

Primary Energy Source:

Renewable: _____ Type: _____

Eligible for standard offer contract? Yes No

Non-Renewable _____ Type _____

NOTE: If there is more than one generator and/or inverter, attach an additional sheet describing each.

10. Site Plan Showing Location of the External Disconnect Switch (attach additional sheets as needed)

11. Liability Insurance

Carrier _____ Limits _____

Agent Name _____ Phone Number _____

The Applicant, (Site Owner or Operator, both if different) shall provide a Certificate of Insurance, demonstrating that this liability insurance is in place.

12. Design Requirements

a) Has the proposed distribution generation paralleling equipment been certified?

Yes No

b) If not certified, does the proposed distributed generator meet the operating limits defined in Halton Hills Hydro's DG Technical Specifications?

Yes No

For items 12(a) and 12(b), if your answer is yes, please furnish details (e.g., copies of manufacturer's specifications). If your answer is no, it is recommended you contact the equipment manufacturer and determine the status.

HALTON HILLS HYDRO INC.
Generator Connection Assessment Review Form
10 kW or less



Status of certification and compliance with operating limits where answer to 13 (a) and/or (b) is no.

13. Other Comments, Specifications and Exceptions (attach additional sheets if needed)

14. Applicant and Installer Signature

To the best of my knowledge, all the information provided in this Application Form is complete and correct.

Applicant Signature

Date (yyyy/mm/dd)

Installer

Date (yyyy/mm/dd)

Please complete and return this form to Halton Hills Hydro Inc., Engineering Department.

*The format of this application was developed by the CHEC group of utilities of which Halton Hills Hydro Inc has purchased the rights to use such forms.

Appendix 4

Generator Connection Assessment Review Form

10kW to 10MW

HALTON HILLS HYDRO INC.
Generator Connection Assessment Review Form
10 kW to 10 MW



1. Applicant Contact Information (the party that will be contractually obligated for this generating facility)

Company Name _____
Street Address _____
Mailing Address (if different) _____
Representative Name _____
Representative Title _____
Phone Number (Main) _____ Cell _____
Fax Number _____ Email _____

2. Facility Contact Information (where the generating facility will be installed)

Company Name _____
Street Address _____
Mailing Address (if different) _____
Representative Name _____
Representative Title _____
Phone Number (Main) _____ Cell _____
Fax Number _____ Email _____
Hydro Account Number (if any) _____

3. Project Design / Engineering (where the generating facility will be installed)

Company _____
Street Address _____
Mailing Address (if different) _____
Representative Name _____
Representative Title _____
Phone Number (Main) _____ Cell _____
Fax Number _____ Email _____

4. Electrical Contractor

Company _____
Street Address _____
Mailing Address (if different) _____
Representative Name _____
Representative Title _____
Phone Number (Main) _____ Cell _____
Fax Number _____ Email _____

5. Applicant's Ownership Interest in the Generation System

- Owner Co-owner Lease Other

HALTON HILLS HYDRO INC.
Generator Connection Assessment Review Form
10 kW to 10 MW



6. Primary Intent of the Generation System

On-site Use of Power Net Metering Commercial power sales to a third party

OPA microFIT/ FIT Program & Contract No.: _____

If on-site use of power, please describe the mode of operation:

Peak shaving/demand management _____

Primary power/base load _____

If load displacement (new or existing) _____

Combined heat and power or cogeneration _____

Standby/emergency/backup _____

Other: _____

7. Interconnection Request is for:

A proposed new generation facility An increase in generation capacity or a material modification of an existing facility

8. Type of Interconnection Operation

Parallel Operation Momentary Parallel Operation Isolated Operation
(if checked, no application necessary)

9. Electricity Use, production and Purchases

(A) Anticipated annual electricity consumption of the facility or site _____ kWh

(B) Anticipated annual electricity production of the generation system. _____ kWh

(C) Anticipated annual electricity exports (i.e. (B) minus (A)) _____ kWh

Value will be negative if there are no net sales to the distribution system.

10. Estimated Construction Start and Completion Dates

Start Date _____

Target in-service date _____

11. Electricity Use, production and Purchases

(a) Provide single line schematic diagram of the system: show generator size and all protective relaying and control equipment using IEEE or Hydro One terminology and symbols.

(b) AC & DC Control Schematics: for projects with induction or synchronous generators show the detailed wiring and device numbers of all protective relays and control functions and which devices they operate using IEEE or Hydro One terminology and symbols.

(c) Site Plan: show major equipment, electric service entrance, electric meter, location of distributed generation and interface equipment, location of disconnect switch, adjoining street name, and street address of distributed generation.

12. Design Requirements

(a) Has the proposed distributed generation paralleling equipment been certified?

Yes No

(b) If not certified does the proposed distributed generator meet the operating limits defined in your LDC's technical specifications?

Yes No

HALTON HILLS HYDRO INC.
Generator Connection Assessment Review Form
10 kW to 10 MW



For items 12(a) and 12(b), if your answer is yes, please furnish details (e.g., copies of manufacturer's specifications).

If your answer is no, please either contact the equipment manufacturer and determine the status of certification or advise of your plans to demonstrate compliance.

13. Generator Information (complete for each generator)

Generator No. 1

Manufacturer _____ Model No. _____

Version No. _____ Serial No. _____

Generation Type:

Single Phase Three Phase Synchronous Induction Inverter Other: _____

Prime Mover / Energy Source:

Wind Water Sun Biomass Natural Gas Steam Other: _____

Will the proposed generating facility be participating in any OPA programs? Yes No

Details _____

Ratings: Prime _____ Standby _____ kW _____ kVA _____ volts (output)

Rated Current _____ amps Frequency _____ hertz Rated Power Factor _____ %

Power Factor Adjustment Range: _____ Min _____ Max

If three-phase, winding configuration: 3 wire delta 4 wire wye

Generator No. 2

Manufacturer _____ Model No. _____

Version No. _____ Serial No. _____

Generation Type:

Single Phase Three Phase Synchronous Induction Inverter Other: _____

Prime Mover / Energy Source:

Wind Water Sun Biomass Natural Gas Steam Other: _____

Eligible for standard offer contract? Yes No

Ratings: Prime _____ Standby _____ kW _____ kVA _____ volts (output)

Rated Current _____ amps Frequency _____ hertz Rated Power Factor _____ %

Power Factor Adjustment Range: _____ Min _____ Max

If three-phase, winding configuration: 3 wire delta 4 wire wye

HALTON HILLS HYDRO INC.
Generator Connection Assessment Review Form
10 kW to 10 MW



Neutral grounding system used:

Ungrounded Solidly grounded ground resistor (ohms)

For synchronous generators (per unit rated KVA base)

Note: If information requested is not applicable, indicate by marking N/A

Synchronous reactance - saturated _____ (X_{dv} %)	Synchronous reactance - unsaturated _____ (X_{di} %)
Transient reactance - saturated _____ (X'_{dv} %)	Transient reactance - unsaturated _____ (X'_{di} %)
Sub-transient reactance - saturated _____ (X''_{dv} %)	Sub-transient reactance - unsaturated _____ (X''_{di} %)
Zero sequence reactance – saturated _____ (X_{0v} %)	Zero sequence reactance – unsaturated _____ (X_{0i} %)
Negative sequence reactance - saturated _____ (X_{2v} %)	Negative sequence reactance - unsaturated _____ (X_{2i} %)

For induction generators (per unit rated KVA base):

Locked rotor current _____ (amps)	Stator leakage resistance _____ (R_s %)
Rotor resistance _____ (R_r %)	Rotor leakage resistance _____ (R_l %)

For generators greater than 1 MW:

M1 (momentum constant) _____	M2 (momentum constant) _____
Field Current _____	Field Voltage _____
Rotor reactance _____ (X_r %)	Stator reactance _____ (X_s %)
Short circuit reactance _____ (X_d "%)	Magnetizing reactance _____ (X_m %)

Note: If there are more than 2 generators, attach an additional sheet describing each.

14. Interface Information

Generator Synchronizer

Manufacturer _____

Rating _____

Model Number _____

Automatic or Manual Synchronizer _____

Inverter for DC Generator

Manufacturer _____

Rating _____

Model Number _____

Line or Self Commutated Inverter _____

HALTON HILLS HYDRO INC.
Generator Connection Assessment Review Form
10 kW to 10 MW



15. Protective Equipment

Protective Device 1 _____ Range of Available Settings _____ Trip Time _____ Manufacturer _____ Trip Set Point _____ Describe operation for disconnecting the generator or inverter in the event of a distribution system outage: _____ Describe operation for disconnecting the generator or inverter in the event of a distribution system short circuit (three phase and single phase to ground) _____	Protective Device 2 _____ Range of Available Settings _____ Trip Time _____ Manufacturer _____ Trip Set Point _____ Describe operation for disconnecting the generator or inverter in the event of a distribution system outage: _____ Describe operation for disconnecting the generator or inverter in the event of a distribution system short circuit (three phase and single phase to ground) _____
----------------------------------------------------------------------------------------------------------------------------------------------------------------------------------------------------------------------------------------------------------------------------------------------------------------------------------------------------------------------------------------------------------------------------	----------------------------------------------------------------------------------------------------------------------------------------------------------------------------------------------------------------------------------------------------------------------------------------------------------------------------------------------------------------------------------------------------------------------------

Complete all applicable items. Add separate sheets if necessary for more devices.

16. Short Circuit Current Contribution of the Proposed Generating Facility

Distributed Generator Short Circuit Current (filled out by applicant)	Assumption of Distribution System Short Circuit Current (filled out by LDC)
Single Phase to Ground _____ amps	Single Phase to Ground _____ amps
Three-Phase Symmetrical _____ amps	Three-Phase Symmetrical _____ amps
Three-Phase Asymmetrical _____ amps	Three-Phase Asymmetrical _____ amps

17. Short Circuit Interrupting Rating of Interconnection Disconnection Device

_____ amps (asymmetrical) _____ amps (symmetrical)

18. Does the Proposed Generating Facility start with the aid of grid power?

Yes No If yes, what is the inrush current _____ amps (inrush current)

19. Will the Proposed Generating Facility have a dedicated transformer?

Yes No If yes, please describe:

Rating KVA _____

Primary Volts _____

Secondary Volts _____

Impedance _____

Type of transformer connection _____

Available fixed taps _____

HALTON HILLS HYDRO INC.
Generator Connection Assessment Review Form
10 kW to 10 MW



20. Liability Insurance

Carrier _____
Limits _____
Agent Name _____
Phone Number _____

21. Other Comments, Specifications and Exceptions (attach additional sheets if needed)

22. Applicant and Project Design / Engineering Signature

To the best of my knowledge, all the information provided in this Application Form is complete and correct.

Applicant Signature

Date (yyyy/mm/dd)

Project Design / Engineering

Date (yyyy/mm/dd)

Please complete and return this form to Halton Hills Hydro Inc., Engineering Department.

*The format of this application was developed by the CHEC group of utilities of which Halton Hills Hydro Inc has purchased the rights to use such forms.

Appendix 5

ESA Electrical Guidelines for Inverter-Based Micro Generating Facilities 10kW and Smaller



Guidelines for Inverter-Based Micro-Generating Facility

(10 kW and Smaller)



Cover: Photos courtesy of Balance Solutions for Today Inc

OVERVIEW

Today many home, farm and small business owners are considering the installation of alternative forms of electricity generation (distributed generation) and connecting them to run in parallel with the Local Distribution Company (utility) electrical system. This may include the installation of small wind turbines, photovoltaic (solar) systems, micro-hydro turbines or fuel cells. These systems are intended to reduce the amount of power purchased from the local electricity distribution company and where they are powered from renewable sources such as wind, flowing water or sunlight they also provide environmental benefits.

Any system that produces even small amounts of electricity can be potentially dangerous, creating the possibility of electrocution and fire hazards. Improperly installed systems will create serious safety hazards to property owners, their friends, family, employees and local electric distribution company workers.

Before installing any type of distributed generation, whether it is stand-alone or connected to the grid, it is important to understand the safety requirements. The safety regulations, the codes and the associated safety technical standards can be confusing and difficult to understand. This guideline is intended to simplify these and provide basic safety advice to home, farm and business owners who are considering the installation of distributed generation systems.

This guideline is based on the requirements of the Electrical Safety Authority's Ontario Electrical Safety Code (OESC) and the Ontario Energy Board's Distribution System Code.

With the introduction of amendments to the Distribution System Code it is currently much easier to connect generators to the distribution systems. These amendments will allow for standardization, consistency and clarity with regards to procedures and requirements for facilitating connection of new generation facilities to local distribution systems. The intent is to facilitate the installation and connection of alternative or renewable sources of energy generation, such as photovoltaic systems, wind generators, micro turbines, and fuel cell technologies.

This guideline is intended to serve a very specific need of inverter based micro embedded load displacement generation and is in no way intended to be used as a substitute for the Ontario Electrical Safety Code. Omission of any requirements presently in the OESC does not in any way affect the OESC, nor should these omitted requirements be considered unimportant. They are essential to the OESC and its intended application, that is, its use by those who design, install, and inspect electrical installations.

TYPES OF DISTRIBUTED GENERATION

The Distribution System Code describes four categories of distributed generation.

Generator Classification	Rating
Micro	≤ 10 kW, for customer's own use
Small	(a) ≤ 500 kW connected on distribution system voltage < 15 kV (b) ≤ 1 MW connected on distribution system voltage ≥ 15 kV
Mid-Sized	(a) < 10 MW but > 500 kW connected on distribution system voltage < 15 kV (b) > 1 MW but < 10 MW connected on distribution system voltage ≥ 15 kV
Large	≥ 10 MW

This guideline deals only with the installation of micro generation facilities for load displacement. The larger generator units are more complex and require design and installation plans. For these larger installations, plans will have to be submitted to the Local Distribution Company and the Electrical Safety Authority for review and approval before any installation work begins.

TYPICAL MICRO GENERATION SYSTEM

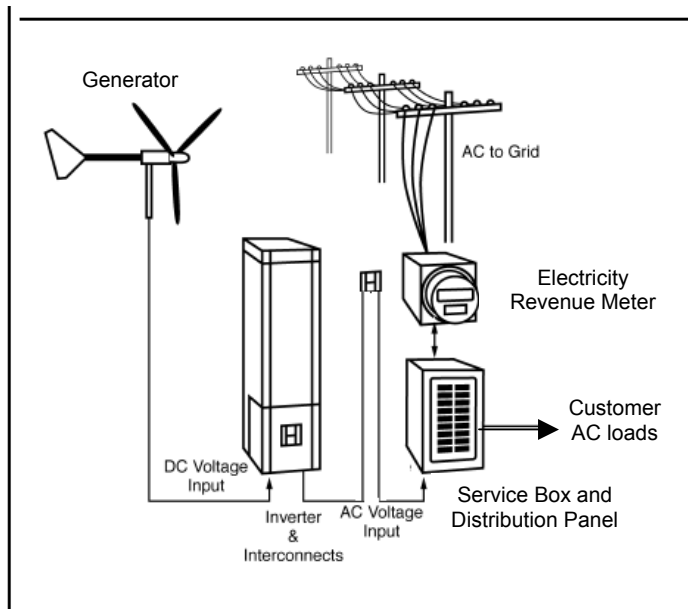


FIGURE 1. Diagram of a grid-tied wind electric system with “DG system disconnect”
(Source: Phantom Electron Corp.)

DEFINITIONS

Anti Islanding: The generator shall cease to generate power in the event of loss of LDC supply, and will not provide backup power in the event of loss of LDC supply

Approved Electrical Equipment: All electrical equipment must, by law, be approved by, and bear a certification mark of one of the accredited certification organizations labels affixed to the electrical equipment, The presence of a mark or label confirms to the user that the equipment is in compliance with the Ontario regulations. . (Refer to Appendix A of this document or ESA Bulletin 2-7-# for examples of the marks of accredited certification organizations)

If the equipment you are considering does not have one of these certification marks identified in appendix A, its safety cannot be assured and it shall not be installed or used.

Disconnecting means: A device, group of devices, or other means whereby the conductors of a circuit can be disconnected from their source of supply

Distributed Generator (DG) Source Disconnect: Every installation shall have a disconnecting switch or other approved disconnecting device. The disconnect is required to enable the disconnection of the generating system from the home, farm or buildings electrical wiring system and from the utility system.

Distributed Generator (DG) System Disconnect: Many LDC's will require a second disconnect. This disconnect will usually be located near the electricity meter and should be accessible to local electric utility staff. This disconnect is required to ensure the safety of electrical utility workers. This disconnect will allow utility staff to disconnect the generator from the utility system in case they have to service or repair the electrical supply to your home, farm or business. This disconnect provides an assurance to the utility workers that your generator cannot energize the electrical wires while they are working on them. The local electric utility will specify the location of this disconnect means.

Distributed Generator (DG): Electric generation facilities connected to a Distribution System through a point of common coupling (PCC).

Generator: The generator could be a wind turbine, photovoltaic array, micro-generator, or fuel cell. These generators normally produce Direct Current (DC) power.

Distribution Panel: The distribution panel contains overcurrent devices and distributes electricity to the various electrical circuits and equipment in your home, farm or business. The distribution panel may be connected to both the LDC supply system and the Micro-embedded load displacement generation facility.

Distribution System Code (DSC): sets out the minimum conditions that an electricity distributor must meet in carrying out its obligations. All licensed electricity distributors in Ontario must comply with the provisions of the DSC as a condition of their license.

Electricity Revenue Meter: The Local Distribution Company supplies and installs the electricity meter that measures consumption of electrical energy supplied by the LDC to the customer.

Electrical Wiring: Electrical wiring, properly sized and installed to meet the requirements of the Electrical Safety Code connects these various pieces of electrical equipment together and allows the electricity to move through the electrical system. The electrical wiring is colour coded. The red, blue or black coloured conductor is the line or “hot” conductor. The white conductor is the neutral. The green coloured conductor is the bond conductor, or commonly referred to as the “ground” conductor.

Embedded load displacement generation facility means a generation facility connected on the customer side of the electricity meter and the customer generates power for their own use and not for the purpose of sale. These types of systems are intended to reduce the amount of electricity purchased from the local electrical utility, but they are not intended to provide surplus electricity into the utility’s electricity system.

Micro-embedded load displacement generation facility means an embedded load displacement generation facility that produces 10 kW of electricity or less.

Inverter: means a device that converts DC electricity into AC electricity Electrical equipment, appliances, tools, machines and lights connected to the wiring in your home, farm or business use alternating current (AC) power.

Stand-Alone Inverter: An inverter that operates only in stand-alone mode and thus contains no facility to synchronise its output energy from a Local Distribution Company.

Grid Connected Inverter: An inverter that is able to operate in grid parallel mode. Also known as a grid interconnect or a grid tie inverter.

Grid Dependent Inverter: An inverter that is able to operate in parallel to the distribution system and in order to operate there must be power available from the electric utility’s electricity grid. Loss of power from the grid will initiate a shutdown of the inverter to prevent islanding. Distributed generation systems using a grid dependent inverter will not provide back-up power during a utility power outage.

Local Distribution Company (LDC): The distribution of electricity to end use customers is carried out by Ontario's local electrical utilities or LDC’s. These utilities are responsible for maintaining their community's network of distribution wires. They also "step down" the voltage of electricity to make it safe for use by customers and provide electricity to end-users at market rates.

Ontario Electrical Safety Code (OESC): provides the standards for the safe installation of all temporary and permanent electrical wiring and equipment. The OESC applies to all homes, businesses, farms and industry in Ontario.

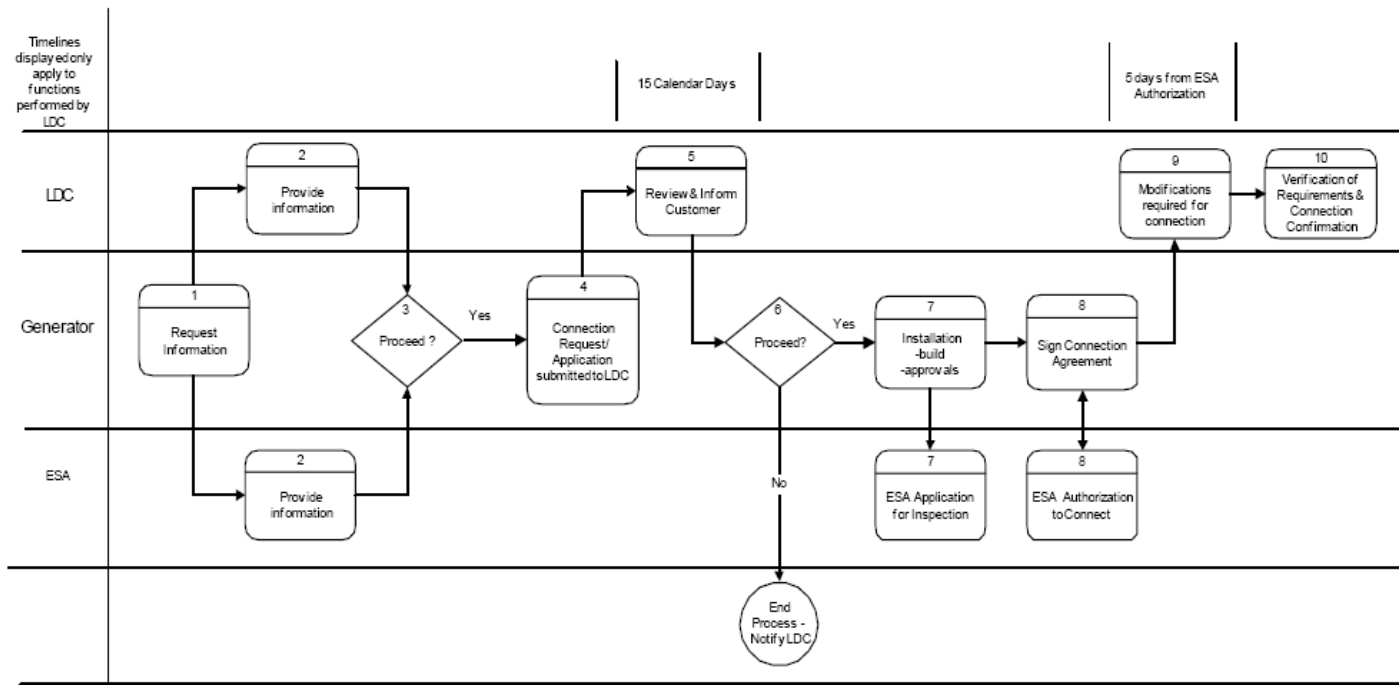
Overcurrent Device: A fuse or circuit breaker. An approved fuse or circuit breaker is required to protect people and the electrical system from a short circuit or overload failures. This is an important safety device.

PLANNING AN INSTALLATION

Before you begin any installation work or make any commitments to purchase equipment or have equipment installed, it is very important that you do your homework first.

The Ontario Energy Board’s Distribution System Code (Appendix F) provides an outline for the micro-generation connection process, as follows.

GENERATION CONNECTIONS MICRO ≤ 10 kW



(Source: OEB’s Process and Technical Requirements for Connecting Embedded Generation Facilities)

1. Request information from ESA and your Local Distribution Company.

2. Review these Electrical Safety Authority Guidelines.

Be sure to review and understand the Electrical Safety Authority guidelines, including the requirements for electrical inspection and approval. If you are undertaking the electrical work yourself (not recommended) you will be required to submit an “Application for Inspection”.

Review the Local Distribution Company Information Package.

The information package from the electric utility may include:

- A description of the connection process, timing and contact information.
- Approvals needed by the distributor for connection;
- Technical requirements including metering;
- Contractual requirements (Micro-Embedded Load Displacement Connection Agreement); and
- Application forms.

Some questions to consider when contacting the local electric utility are:

- Is a service upgrade required to accommodate the installation of an alternative generator?
- Is a utility disconnecting means required for isolation of generator?
- Where should the disconnecting means be located?
- Are there any other special technical requirements?
- Will the revenue meter need replacing?
- What are the charges for this connection?

Consult with one or more qualified electrical contractors.

The Electrical Safety Authority recommends that all electrical work be done by a qualified electrical contractor/electrician. Installing an alternative generation system is beyond the ability of most do-it-yourself projects.

Check for any local bylaw or permit requirements.

In addition to ensuring that you understand the electrical safety requirements you should also check with your local municipality, township or county about any bylaw or permit requirements that might apply depending on the type of installation.

3. After the above information has been gathered and reviewed, you make a decision whether to proceed further or not.

4. Complete and submit the necessary application to the LDC

The application should include the following information:

- The name-plate rated capacity of each unit of the proposed generation facility and the total name-plate rated capacity of the proposed generation facility at the connection point;
- The fuel type of the proposed generation facility;
- The type of technology to be used; and
- The location of the proposed generation facility including address and account number with the distributor where available.

5. After receiving and reviewing your application, and assuming that it meets the requirements, the local distribution company will confirm that the generator can be installed and connected.

6. After review and acceptance by the LDC, you again make a decision whether to proceed or not.

7. Proceeding With the Installation

i) Select Your Electrical Contractor.

Prior to hiring an Electrical Contractor the Electrical Safety Authority recommends that you ensure that they:

- Hold a current certificate of qualification from the Ministry of Training, Colleges and Universities
- Have a Municipal business and/or contractors license (where required)
- Carry adequate liability insurance
- Can provide references
- Are prepared to take out the necessary “Application for Inspection”. If the person you are considering for the installation tells you that an electrical inspection is not required or suggests that you apply for the inspection on his or her behalf find someone else to do the work.
- Will provide a written estimate of the cost of the work.
- Ask about the amount of experience the electrical contractor/electrician has installing alternative generation systems. These systems are relatively new and not all electrical contractors/electricians have experience installing these types of systems.
- If the electrical contractor is providing the electrical equipment as part of the installation ensure that they are providing and installing approved equipment.
- Will provide you with a copy of the “Certificate of Inspection”. The Local Distribution Company will require a copy of the Certificate of Inspection before they will finalize the connection agreement with you. You may wish to hold back final payment until you this certificate.

ii) File a Completed Application for Inspection with the Electrical Safety Authority

Before beginning the electrical work (or within 48 hours), your electrical contractor must file an application for inspection with the Electrical Safety Authority and pay the appropriate fees. For the installation of micro-generation systems the submission and approval of plans is not required. If you are doing the work yourself (not recommended) you are responsible for filing the application for inspection.

1-877-ESA-SAFE (1-877-372-7233)

An Electrical Inspector will inspect the installation to determine if it meets the requirements of the OESC.

If the installation meets the safety requirements identified in the OESC, then a “Connection Authorization” will be issued to the LDC and a “Certificate of Inspection” will be provided to the electrical contractor. These documents provide assurance that the installation was inspected by ESA, was found in compliance with the requirements of the OESC, and may be connected and used.

8. Contact the Local Distribution Company and finalize the Connection Agreement

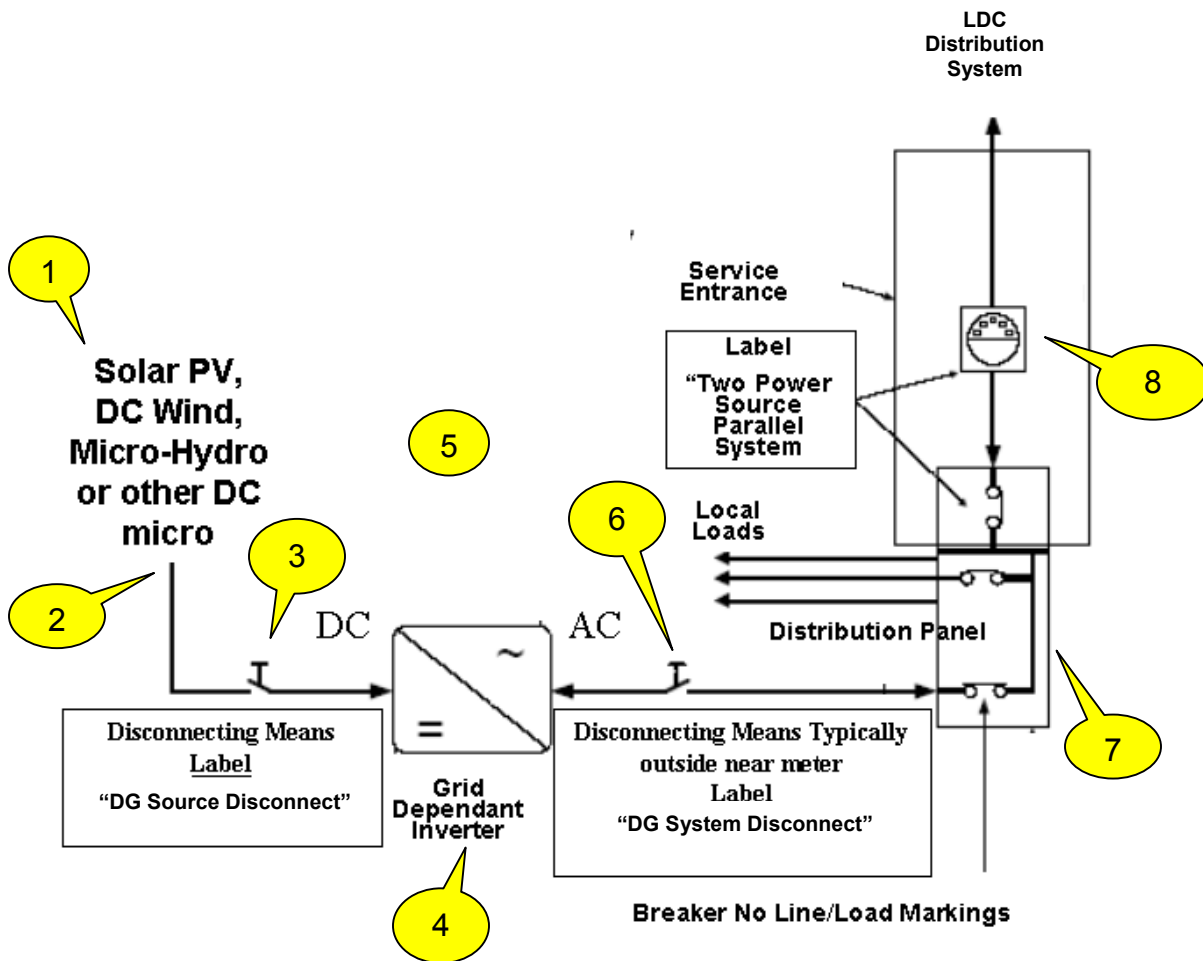
Following completion of the inspection(s) by the Electrical Safety Authority and the issuance of a certificate of inspection contact the local electric utility. Finalise the connection agreement and provide the LDC a copy the ESA certificate of inspection.

9. Local Distribution Company makes any modifications that may be required to the meter or electrical supply to your home, farm or business.

10. Verification and completion.

ELECTRICAL INSPECTION PROCESS

Before the generator can be connected to the electrical system it must be inspected and approved by the Electrical Safety Authority. The OESC requires an Application for Inspection to be submitted by the contractor doing the electrical installation. The inspection provides assurance that the installation meets the safety requirements of the OESC and does not pose a hazard to you, your family, friends, or employees. It also provides an assurance that the installation will not pose a hazard to the local utility workers who may be required to service or repair the electrical supply to your farm, home or business.



With reference to the above diagram, the Inspector will look for the following requirements when inspecting the alternative generation installation.

1. Generator type and characteristics

The generator shall be approved for use in Canada, whether it is wind powered, photovoltaic, micro-hydro, etc. The inspector will look for a valid approval mark. The Inspector will also check the nameplate and note the generator electrical characteristics.

2. Overcurrent Device(s)

Where required by the OESC for protection of downstream conductors and equipment from overcurrent (short circuit or overload). The Inspector will check the rating and type for compliance with the OESC based on the generator nameplate ratings and the downstream conductors and equipment.

3. Disconnecting Means – Generator or Distributed Generation (DG) Source

The disconnecting means must be approved for use in Canada. The inspector will look for a valid certification mark.

The disconnecting means shall be sized to safely handle the output of the generator unit. The OESC provides information on the sizing requirements and a qualified electrical contractor will be familiar with these. The disconnecting means shall have a label marked “DG SOURCE DISCONNECT”. The inspector will look for proper sizing, installation, and labelling.

Some Inverters units might have the disconnecting means built into the inverter unit. In that case the label “DG SOURCE DISCONNECT” will be on the inverter unit. If this is the case a separate disconnecting means is not required.

4. Grid Dependent Inverter

An approved Grid Dependent Inverter is required. The inspector will look for a valid certification mark that indicates that the inverter meets the requirements of the Canadian Standards Association’s Standard C22.2 # 107.1 or the Underwriters Laboratory’s standard UL 1741.

The inverter shall also bear a label stating “UTILITY-INTERCONNECTED” indicating it meets the section of the standard for utility interconnected inverters.

As it is possible for electricity to flow to the inverter from both the generator and the distribution panel, the inverter shall also be marked “WARNING — POWER FED FROM MORE THAN ONE SOURCE”. This label serves as a warning and reminder to anyone that might service or repair the inverter to ensure the power to the inverter is disconnected from both the generator supply and from the distribution panel.

The inverter nameplate shall also contain the following information,

- Range of operating dc input current;
- Maximum output fault current; and
- Maximum utility back feed current

5. Wiring Methods

Wiring shall be installed in accordance with requirements set out in Section 12 of the OESC.

6. Disconnecting Means — Distributed Generation (DG) System

The inspector will verify that a second disconnect means (intended to protect utility workers) is installed in the location specified by the Local Distribution Company.

The inspector will verify that this disconnect is properly sized to handle the electrical output from the inverter and that it is wired so that it will simultaneously disconnect all ungrounded conductors of the distributed generator from the distribution supply system.

The inspector will verify that disconnect has a label marked “DG SYSTEM DISCONNECT”

7. Distribution Panel

The circuit breaker in the distribution panel that connects to the distributed generation system shall not have any Line/Load markings. The Inspector will check to see that the circuit breaker is of adequate ampere and voltage rating and has an interrupt rating greater than the available fault current from the distribution system. The circuit breaker shall be clearly labelled to indicate its purpose. The main circuit breaker or disconnecting means for the distribution panel shall be labelled “WARNING – TWO POWER SOURCES – PARALLEL SYSTEM”.

8. Electricity Revenue Meter

The electricity meter is the responsibility of the electrical utility and is installed to meet their requirements.

The inspector will verify that a label marked “WARNING – TWO POWER SOURCES – PARALLEL SYSTEM” is affixed in a location adjacent to the electricity meter. This label provides a warning to utility workers that your generator is capable of providing electricity into the utility system. It alerts them that they should disconnect the generator from the electrical supply system before beginning any work on the electrical system supplying your home, farm or business.

In addition to this warning label the inspector will verify that a single line diagram is posted at the electrical service. This single line diagram must be plainly and permanently marked, show the switching arrangements, the locations of the disconnects, and the location and type of generator.

OTHER SOURCES OF INFORMATION

- Ontario Electrical Safety Code
- CSA C22.2 #107.1 General Use Power Supplies
- UL 1741 Inverters, Converters, and Controllers for Use in Independent Power Systems
- MicroPower Connect Interconnection Guidelines
- The Renewable Energy Handbook for Homeowners by William H. Kemp
- \$mart Power; an urban guide to renewable energy and efficiency The Renewable Energy Handbook for Homeowners by William H. Kemp
- Distribution System Code published by OEB




















- Standby Generators and Emergency Power Information By Ministry of Agriculture and Food
 - Generator Handbook
 - Generator fact sheets
 - www.gov.on.ca/OMAFRA/english/engineer/generators
-
- Electricity Generation Using Small Wind Turbines At Your Home Or Farm, by S. Clarke of the Ministry of Agriculture

To file for an Application for Inspection call: **1-877-ESA-SAFE (372-7233)**

www.esasafe.com

Appendix A

Certification marks acceptable under the OESC of the Province of Ontario are,

Canadian Standards Association (CSA)	  			
Entela				
Intertek Testing Services				
Met Laboratories Inc. (MET)	 			
OMNI Environmental Services Inc.				
Quality Auditing Institute				
QPS				
TUV America				
TUV Rheinland				
Underwriters Laboratories Inc. (UL)				
Underwriters' Laboratories of Canada (ULC)				

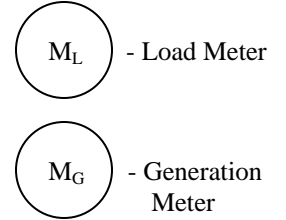
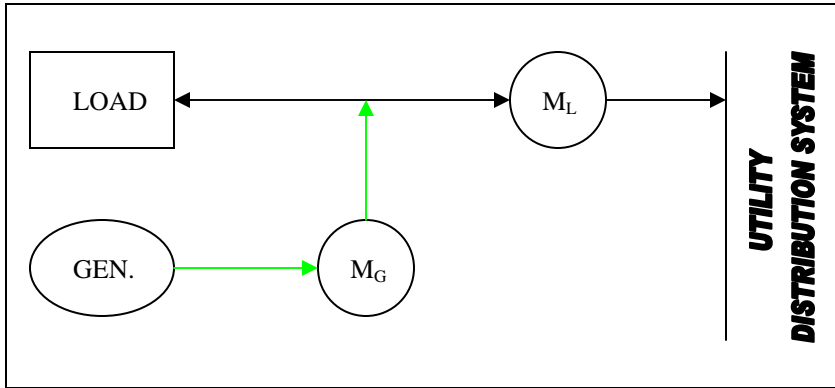
Appendix 6

Metering Configurations

METERING CONFIGURATIONS

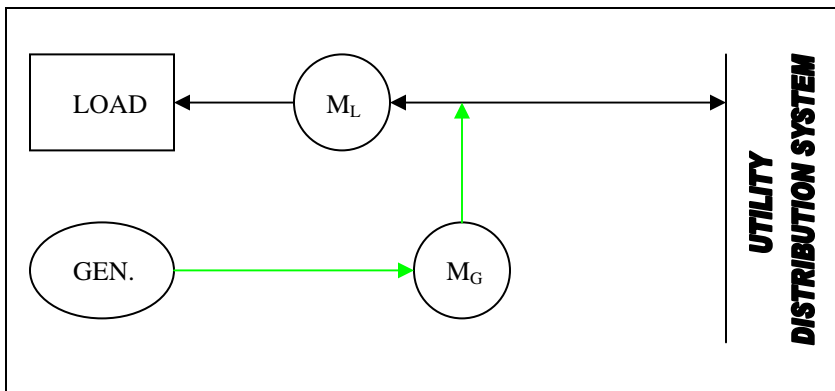
Indirectly Connected in Series

Connection occurs before the customers load meter.



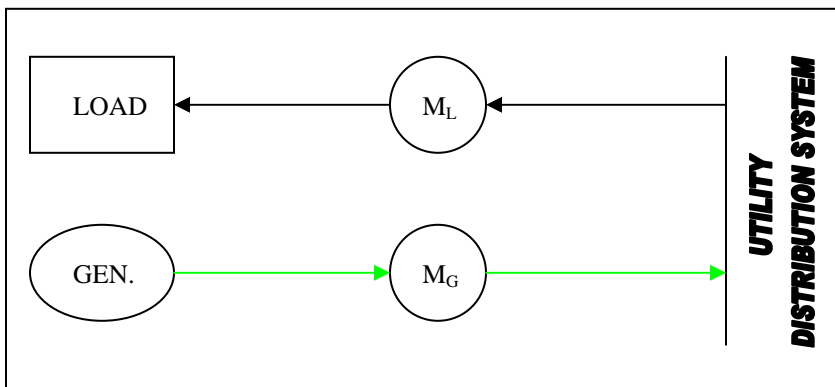
Indirectly Connected in Parallel

Connection occurs after the customers load meter.



Directly Connected

Connection is made directly to the utilities distribution system.



For advantages and disadvantages of each type of connection please visit the Ontario Power Authorities FIT program website at <http://fit.powerauthority.on.ca/>.

Appendix 7

Connection Agreements

1. Net Metering (RET)

2. 10kW or Less

3. Above 10kW (Small and Mid-Sized)

Halton Hills Hydro Inc. – Net Meter Connection Agreement

In consideration of Halton Hills Hydro Inc. (HHH) agreeing to allow you to connect your 500 kW name-plate rated capacity or smaller generation facility to HHH's distribution system, you hereby agree to the following terms and conditions:

1.0 Eligibility

- 1.1 Your generation facility must employ a renewable energy technology (RET) as defined by the Ontario Ministry of Energy.
- 1.2 You agree that your generation connection shall be subject to all applicable laws and bound by the terms and conditions of HHH's Conditions of Service as amended from time-to-time, which have been filed with the Ontario Energy Board (OEB) and are available on request and at www.haltonhillshydro.com.
- 1.3 You agree that the power produced by this generation facility shall be only for your own use.

2.0 Technical Requirements

- 2.1 You represent and warrant that you have installed or will install prior to the connection of your generation facility to HHH's distribution system, an isolation device satisfying Section 84 of the Ontario Electrical Safety Code and agree to allow HHH's staff access to and operation of this as required for the maintenance and repair of the distribution system.
- 2.2 You agree to perform regular scheduled maintenance to your generation facility as outlined by the manufacturer in order to assure that connection devices, protection systems, and control systems are maintained in good working order and in compliance with all applicable laws.
- 2.3 You agree that during a power outage on HHH's system your generation facility will shut down, unless you have installed special transfer and isolating capabilities on your generation facility. You agree to the automatic disconnection of your generation facility from HHH's distribution system, as per the generator protective relay settings set out in this Agreement, in the event of a power outage on HHH's distribution system or any abnormal operation of HHH's distribution system.
- 2.4 You covenant and agree that the design, installation, maintenance, and operation of your generation facility are conducted in a manner that ensures the safety and security of both the generation facility and HHH's distribution system.
- 2.5 Due to HHH's obligation to maintain the safety and reliability of its distribution system, you acknowledge and agree that in the event HHH determines that your generation facility (i) causes damage to; and/or (ii) is producing adverse effects affecting other distribution system customers or HHH's assets, you will disconnect your generation facility immediately from the distribution system upon direction from HHH and correct the problem at your own expense prior to reconnection.

3.0 Liabilities

- 3.1 You and HHH will indemnify and save each other harmless for all damages and/or adverse effects resulting from either party's negligence or willful misconduct in the connection and operation of your generation facility or HHH's distribution system.
- 3.2 HHH and you shall not be liable to each other under any circumstances whatsoever for any loss of profits or revenues, business interruptions losses, loss of contract or loss of goodwill, or for any indirect, consequential, incidental or special damages, including but not limited to punitive or exemplary damages, whether any of the said liability, loss or damages arise in contract, tort or otherwise.
- 3.3 You understand that HHH reserves the right to disconnect your generation facility at any time if HHH becomes aware of any unsafe condition(s) to persons/ live stock or property and that your generation will remain unconnected until safe conditions for operation of the generation and related equipment have been re-established. HHH will notify ESA in writing of the unsafe conditions.

4.0 Compensation and Billing

- 4.1 Subject to any applicable law, you agree that HHH will not pay you for any excess generation that results in a net delivery of energy to HHH between meter reads.
- 4.2 Subject to any applicable law, you acknowledge and agree that there will be no carryover of excess generation from one billing period to the next unless you are, at the relevant time, a net metered generator.

5.0 Future Charges

- 5.1 You agree to pay, if required, any current or future charges or tariffs with respect to your connection to HHH's distribution system, as approved by the OEB.

Halton Hills Hydro Inc. – Net Meter Connection Agreement

6.0 Termination

- 6.1 You understand that you have the right to terminate this agreement at any time, and that by doing so you are required to disconnect your generation facility and notify HHH of such action.
- 6.2 You understand that HHH reserves the right to terminate this agreement and disconnect your generation facility at any time if HHH discontinues its Net Metering Program.
- 6.3 You understand that HHH reserves the right to terminate this agreement and disconnect your generation facility at any time if HHH becomes aware of any unsafe condition(s) to persons/ live stock or property that you do not correct in a timely fashion. HHH will notify ESA in writing of the unsafe conditions.

7.0 Assignment

- 7.1 You may assign your rights and obligations under this Agreement with the consent of HHH, which shall not withhold its consent unreasonably. HHH shall have the right to assign its rights and obligations under this Agreement without your consent.

I understand, accept and agree to comply with and be bound by the above terms and conditions governing the connection of my generation facility to HHH's distribution system.

Customer Signature: _____ Date: _____

Print name and HHH account number: _____

I confirm that the following information is true and accurate:

Nameplate rating of Generator: _____ KW Total installed generation _____ KW

Type: Wind Turbine Photovoltaic (Solar) Hydraulic Turbine Biomass

Other (Specify) _____

Inverter Utilized: Yes No

Inverter Certification: C22.2 #107.1 UL 1741 Site Certified by the ESA

For office use: Station _____ Feeder _____ Date Connected _____

Generator Protective Relay Settings

Table 1 B Inverter Based Generation

The following relay settings shall be used for inverters built to the CSA standard:

Source: CSA C22.2 No. 107.1-01 Table 16

System Voltage $V_n = V$ nominal V (Volts)	Frequency F (Hertz)	Maximum number of cycles to disconnect	
		Seconds	Cycle
$V < 0.5 V_n$	60	0.1	6
$0.5 V_n \# V < 0.88 V_n$	60	2	120
$1.10 V_n \# V < 1.37 V_n$	60	2	120
$V > 1.37 V_n$	60	0.033	2
V_n	$F < 59.5^*$	0.1	6
V_n	$F > 60.5$	0.1	6

Halton Hills Hydro Inc. – Net Meter Connection Agreement

* The UL1741 & IEEE P1547 Standards use $F < \text{rated} \cdot 0.7$ i.e. 59.3 Hz. To update if CSA C22.2 No. 107.1-01 is changed.

Table 2 B Non B Inverter Generation

HHH's minimum requirements, for other generation are as follows:

System Voltage $V_n = V$ nominal V (Volts)	Frequency F (Hertz)	Maximum clearing time*	
		Seconds	Cycles
$V < 0.5 V_n$	60	0.16	9.6
$0.5 V_n \# V < 0.88 V_n$	60	2	120
$1.10 V_n \# V < 1.20 V_n$	60	1	60
$V \geq 1.20 V_n$	60	0.16	9.6
V_n	$F < 59.3$	0.16	9.6
V_n	$F > 60.5$	0.16	9.6

* Clearing time is the time between the start of the abnormal condition and the generation ceasing to energize HHH's distribution system

- If you are uncertain about your generation equipment's protective relay settings, please check with your generating equipment supplier.
- Automatic reconnect setting time for your generator is after 5 minutes of normal voltage and frequency on HHH's distribution system.
- The above technical specifications are intended primarily for micro installations. For three phase applications, technical requirements will be reviewed on a case by case basis, however the criteria will be as much as possible based upon applicable regulations, standards, codes, and possibly Hydro One requirements for Connecting Generators.

Halton Hills Hydro Inc. – Connection Agreement, 10kW or less

In consideration of Halton Hills Hydro Inc. (HHH) agreeing to allow you to connect your 10 kW name-plate rated capacity or smaller generation facility to HHH's distribution system, you hereby agree to the following terms and conditions:

1.0 Eligibility

- 1.1 You agree that your generation connection shall be subject to all applicable laws and bound by the terms and conditions of HHH's Conditions of Service as amended from time-to-time, which have been filed with the Ontario Energy Board (OEB) and are available on request and at www.haltonhillshydro.com.
- 1.2 You agree that the power produced by this generation facility shall be only for your own use and which may be distributed into Halton Hills Hydro's distribution system.

2.0 Technical Requirements

- 2.1 You represent and warrant that you have installed or will install prior to the connection of your generation facility to HHH's distribution system, an isolation device satisfying Section 84 of the Ontario Electrical Safety Code and agree to allow HHH's staff access to and operation of this as required for the maintenance and repair of the distribution system.
- 2.2 You agree to perform regular scheduled maintenance to your generation facility as outlined by the manufacturer in order to assure that connection devices, protection systems, and control systems are maintained in good working order and in compliance with all applicable laws.
- 2.3 You agree that during a power outage on HHH's system your generation facility will shut down, unless you have installed special transfer and isolating capabilities on your generation facility. You agree to the automatic disconnection of your generation facility from HHH's distribution system, as per the generator protective relay settings set out in this Agreement, in the event of a power outage on HHH's distribution system or any abnormal operation of HHH's distribution system.
- 2.4 You covenant and agree that the design, installation, maintenance, and operation of your generation facility are conducted in a manner that ensures the safety and security of both the generation facility and HHH's distribution system.
- 2.5 Due to HHH's obligation to maintain the safety and reliability of its distribution system, you acknowledge and agree that in the event HHH determines that your generation facility (i) causes damage to; and/or (ii) is producing adverse effects affecting other distribution system customers or HHH's assets, you will disconnect your generation facility immediately from the distribution system upon direction from HHH and correct the problem at your own expense prior to reconnection.

3.0 Liabilities

- 3.1 You and HHH will indemnify and save each other harmless for all damages and/or adverse effects resulting from either party's negligence or willful misconduct in the connection and operation of your generation facility or HHH's distribution system.
- 3.2 HHH and you shall not be liable to each other under any circumstances whatsoever for any loss of profits or revenues, business interruptions losses, loss of contract or loss of goodwill, or for any indirect, consequential, incidental or special damages, including but not limited to punitive or exemplary damages, whether any of the said liability, loss or damages arise in contract, tort or otherwise.
- 3.3 You understand that HHH reserves the right to disconnect your generation facility at any time if HHH becomes aware of any unsafe condition(s) to persons/ live stock or property and that your generation will remain unconnected until safe conditions for operation of the generation and related equipment have been re-established. HHH will notify ESA in writing of the unsafe conditions.

4.0 Compensation and Billing

- 4.1 Subject to any applicable law, HHH will pay you the approved compensation amount as set forth by the Ontario Power Authority in respect to their Feed in Tariff programs.
- 4.2 Subject to any applicable law, HHH reserves the right to determine the payment frequency unless a specific schedule is mutually agreed upon by both parties.
- 4.3 Subject to any applicable law, HHH will bill you/ the generation facility account for any energy consumed by the generation facility.

5.0 Future Charges

- 5.1 You agree to pay, if required, any current or future charges or tariffs with respect to your connection to HHH's distribution system, as approved by the OEB.

Halton Hills Hydro Inc. – Connection Agreement, 10kW or less

6.0 Termination

- 6.1 You understand that you have the right to terminate this agreement at any time, and that by doing so you are required to disconnect your generation facility and notify HHH of such action.
- 6.2 You understand that in terminating this agreement there may be implications in respect to any Ontario Power Authority programs the generation facility may be enrolled in (where applicable). You further understand that it is your responsibility to contact the Ontario Power Authority regarding any of their contracts you affect by termination of this agreement.
- 6.3 You understand that HHH reserves the right to terminate this agreement and disconnect your generation facility at any time if HHH becomes aware of any unsafe condition(s) to persons/ live stock or property that you do not correct in a timely fashion. HHH will notify ESA in writing of the unsafe conditions.

7.0 Assignment

- 7.1 You may assign your rights and obligations under this Agreement with the consent of HHH, which shall not withhold its consent unreasonably. HHH shall have the right to assign its rights and obligations under this Agreement without your consent.

I understand, accept and agree to comply with and be bound by the above terms and conditions governing the connection of my generation facility to HHH’s distribution system.

Customer Signature: _____ Date: _____

Print name and HHH account number: _____

I confirm that the following information is true and accurate:

Nameplate rating of Generator: _____ KW Total installed generation _____ KW

Type: Wind Turbine Photovoltaic (Solar) Hydraulic Turbine Fuel Cell

Other (Specify) _____

OPA microFIT/ FIT Contract No.: _____ N/A

Inverter Utilized: Yes No

Inverter Certification: C22.2 #107.1 UL 1741 Site Certified by the ESA

For office use: Station _____ Feeder _____ Date Connected _____

Generator Protective Relay Settings

Table 1 B Inverter Based Generation

The following relay settings shall be used for inverters built to the CSA standard:

Source: CSA C22.2 No. 107.1-01 Table 16

System Voltage $V_n = V$ nominal V (Volts)	Frequency F (Hertz)	Maximum number of cycles to disconnect	
		Seconds	Cycle
$V < 0.5 V_n$	60	0.1	6
$0.5 V_n \# V < 0.88 V_n$	60	2	120
$1.10 V_n \# V < 1.37 V_n$	60	2	120
$V > 1.37 V_n$	60	0.033	2
V_n	$F < 59.5^*$	0.1	6
V_n	$F > 60.5$	0.1	6

* The UL1741 & IEEE P1547 Standards use $F < \text{rated} - 0.7$ i.e. 59.3 Hz. To update if CSA C22.2 No. 107.1-01 is changed.

Table 2 B Non B Inverter Generation

HHH's minimum requirements, for other generation are as follows:

System Voltage $V_n = V$ nominal V (Volts)	Frequency F (Hertz)	Maximum clearing time*	
		Seconds	Cycles
$V < 0.5 V_n$	60	0.16	9.6
$0.5 V_n \# V < 0.88 V_n$	60	2	120
$1.10 V_n \# V < 1.20 V_n$	60	1	60
$V \geq 1.20 V_n$	60	0.16	9.6
V_n	$F < 59.3$	0.16	9.6
V_n	$F > 60.5$	0.16	9.6

* Clearing time is the time between the start of the abnormal condition and the generation ceasing to energize HHH's distribution system.

- If you are uncertain about your generation equipment's protective relay settings, please check with your generating equipment supplier.
- Automatic reconnect setting time for your generator is after 5 minutes of normal voltage and frequency on HHH's distribution system.
- The above technical specifications are intended primarily for micro installations. For three phase applications, technical requirements will be reviewed on a case by case basis, however the criteria will be as much as possible based upon applicable regulations, standards, codes, and possibly Hydro One requirements for Connecting Generators.

FORM OF CONNECTION AGREEMENT FOR A SMALL EMBEDDED GENERATION FACILITY OR A MID-SIZED EMBEDDED GENERATION FACILITY

This Connection Agreement is made this ____ day of _____, _____.

BETWEEN

_____, (the "Distributor")

AND

_____, (the "Customer")

(each a "Party" and collectively the "Parties")

RECITALS

WHEREAS the Distributor is the owner of the distribution system serving the service area described in electricity distribution licence number _____ *[insert licence number]* (the "Licence") issued by the Ontario Energy Board (the "Board") (the "Distributor's distribution system").

AND WHEREAS the Customer owns or operates an embedded generation facility that is located in the Distributor's licensed service area (the "Facility").

AND WHEREAS the Customer has connected or wishes to connect its Facility to the Distributor's distribution system and the Distributor has connected or has agreed to connect the Facility to the Distributor's distribution system.

AND WHEREAS the Distributor has previously reviewed and accepted the Customer's application to connect and related materials that were submitted to the Distributor in accordance with the process set out in the Distribution System Code (the "Code") (altogether, the "Application") and the Distributor and the Customer have signed a connection cost agreement (both of which are attached to this Agreement as Schedule A).

AND WHEREAS in accordance with its Licence and the Code, the Distributor has agreed to offer, and the Customer has agreed to accept, distribution service in relation to the Facility.

NOW THEREFORE in consideration of the foregoing, and of the mutual covenants, agreements, terms and conditions herein contained, the Parties, intending to be legally bound, hereby agree as follows:

1. Definitions and Schedules

1.1 Words and phrases contained in this Agreement (whether capitalized or not) that are not defined in this Agreement have the meanings given to them in the *Electricity Act, 1998*, the *Ontario Energy Board Act, 1998*, any regulations made under either of those Acts, or the Code.

1.2 The following schedules form part of this Agreement:

Schedule A – Application and Connection Cost Agreement (recitals)

Schedule B – Single Line Diagram, Connection Point and Location of Facilities (section 2.3)

Schedule C – List of Other Contracts (section 3.4)

Schedule D – Technical and Operating Requirements (section 4.1(d))

Schedule E – Billing and Settlement Procedures (section 5.3)

Schedule F – Contacts for Notice (section 12.1)

Schedule G – Dispute Resolution (section 16.1)

Schedule H – Provisions Applicable if Facility Financed by a Lender (sections 19.3, 20.3 and 21.1)

Where a schedule is to be completed by the Parties, the Parties may not include in that schedule a provision that would be contrary to or inconsistent with the Code or the remainder of this Agreement.

2. Type of Facility and Customer

2.1 The Facility has a name-plate rated capacity of:

[Parties to check the applicable box below]

more than 10 kW and:

(a) up to and including 500 kW, if the Facility is or will be connected to a less than 15 kV line; or

(b) up to and including 1 MW, if the Facility is or will be connected to a 15 kV or greater line

(in which case the Facility is a “Small Embedded Generation Facility”)

10 MW or less and:

(a) more than 500 kW, if the Facility is or will be connected to a less than 15 kV line; or

- (b) more than 1 MW, if the Facility is or will be connected to a 15 kV or greater line

(in which case the Facility is a “Mid-sized Embedded Generation Facility”)

2.2 The Facility is or will be connected:

[Parties to check the applicable box(es) below]

- directly to the Distributor’s distribution system
- on the load customer side of a connection point to the Distributor’s distribution system
 - the load customer is the same as the Customer
 - the load customer is: _____

2.3 Schedule B sets out the following:

- (a) a single line diagram of the Facility;
- (b) a list of the facilities of one Party that are on the property of the other Party; and
- (c) a diagram of the metering installations applicable to the Facility.

2.4 The Customer:

[Parties to check the applicable box(es) below]

- intends to:
 - sell output from the Facility to the Ontario Power Authority and has entered into an agreement with the Ontario Power Authority for that purpose
 - deliver and sell output from the Facility to the Distributor

(in which case the Customer is an “Embedded Retail Generator”)

- does not intend to sell any of the output of the Facility to the Ontario Power Authority or the Distributor

3. Incorporation of Code and Application of Conditions of Service and Other Contracts

3.1 The Code, as it may be amended from time to time, is hereby incorporated in its entirety by reference into, and forms part of, this Agreement. Unless the context otherwise requires, all references to “this Agreement” include a reference to the Code.

- 3.2 The Distributor hereby agrees to be bound by and at all times to comply with the Code, and the Customer acknowledges and agrees that the Distributor is bound at all times to comply with the Code in addition to complying with the provisions of this Agreement.
- 3.3 In addition to this Agreement, the relationship between the Distributor and the Customer will be governed by the Distributor's Conditions of Service that are in effect at the relevant time. In the event of a conflict or an inconsistency between a provision of this Agreement and a provision of the Distributor's Conditions of Service, the provision of this Agreement shall govern.
- 3.4 The Distributor may require or may have already required the Customer to enter into one or more of the other contracts listed in Schedule C. In the event of a conflict or an inconsistency between a provision of the Code or this Agreement and a provision of such other contract, the provision of the Code or this Agreement shall govern.

4. Facility Standards

- 4.1 The Customer shall ensure that the Facility:
- (a) meets all applicable requirements of the Electrical Safety Authority ("ESA");
 - (b) conforms to all applicable industry standards including, but not limited to, those of the Canadian Standards Association ("CSA"), the Institute of Electrical and Electronic Engineers, the American National Standards Institute and the International Electrotechnical Commission;
 - (c) is installed, constructed, operated and maintained in accordance with this Agreement, the Distributor's offer to connect, the requirements of the ESA, the connection cost agreement, all applicable reliability standards and good utility practice; and
 - (d) meets the technical and operating requirements set out in Schedule D. These requirements shall not exceed any technical or operating requirements set out in the Code unless the Customer agrees.

5. Charges, Settlement and Billing

- 5.1 The Customer shall pay the Distributor such charges as may be approved by the Board in relation to the connection of, and the provision of distribution service to, the Facility.
- 5.2 The Customer agrees to the following in relation to settlement for the output of the Facility:

[Parties to check the applicable box below]

- if the Customer is not an Embedded Retail Generator (see section 2.4)
- the Distributor will not pay the Customer for any excess generation that results in a net delivery to the Distributor between meter reads and there will be no carryover of excess generation from one billing period to the

next unless the Customer is at the relevant time a net metered generator

- ❑ if the Customer is an Embedded Retail Generator (see section 2.4)

the Distributor will settle all applicable payments and charges in accordance with the Retail Settlement Code

5.3 Billing and settlement activities will be conducted in accordance with the procedures set out in Schedule E.

6. Representations and Warranties

6.1 The Customer represents and warrants to the Distributor as follows, and acknowledges that the Distributor is relying on such representations and warranties without independent inquiry in entering into this Agreement:

- (a) the Facility is fully and accurately described in the Application;
- (b) all information in the Application is true and correct;
- (c) the Facility is in compliance with all applicable technical requirements and laws;
- (d) the Customer has been given warranty information and operation manuals for the Facility;
- (e) the Customer has been adequately instructed in the operation and maintenance of the Facility and the Customer has developed and implemented an operation and maintenance plan based on those instructions;
- (f) if the Customer is a corporation or other form of business entity, the Customer is duly incorporated, formed or registered (as applicable) under the laws of its jurisdiction of incorporation, formation or registration (as applicable);
- (g) the Customer has all necessary power, authority and capacity to enter into this Agreement and to perform its obligations under this Agreement;
- (h) this Agreement constitutes a legal and binding obligation on the Customer, enforceable against the Customer in accordance with its terms;
- (i) the Customer holds all permits, licences and other authorizations that may be necessary to enable it to own and operate the Facility; and
- (j) any individual signing this Agreement on behalf of the Customer has been duly authorized by the Customer to sign this Agreement and has the full power and authority to bind the Customer.

6.2 The Distributor represents and warrants to the Customer as follows, and acknowledges that the Customer is relying on such representations and warranties without independent inquiry in entering into this Agreement:

- (a) the Distributor is duly incorporated under the laws of Ontario;
- (b) the Distributor has all necessary power, authority and capacity to enter into this Agreement and to perform its obligations under this Agreement;
- (c) this Agreement constitutes a legal and binding obligation on the Distributor, enforceable against the Distributor in accordance with its terms; and
- (d) any individual signing this Agreement on behalf of the Distributor has been

duly authorized by the Distributor to sign this Agreement and has the full power and authority to bind the Distributor.

7. Disconnection Device at the Point of Connection

- 7.1 The Customer shall furnish and install a disconnection switch at the point of connection for the Facility that opens, with a visual break, all ungrounded poles of the connection circuit. The disconnection switch at the point of connection shall be rated for the voltage and fault current requirements of the Facility, and shall meet all applicable CSA standards, ESA requirements, and all other applicable laws. The switch enclosure, if applicable, shall be properly grounded. The disconnection switch at the point of connection shall be accessible at all times, located for ease of access to the Distributor's personnel, and shall be capable of being locked in the open position. The Customer shall follow the Distributor's procedures for switching, clearance, tagging, and locking.

8. Modifications to the Facility

- 8.1 The Customer shall not modify its connection assets or the Facility except in accordance with this section. Where the modification will not increase the maximum electrical output of the Facility, the Customer shall give the Distributor no less than 15 working days notice prior to the date on which the modification will be completed. Where the modification will increase the maximum electrical output of the Facility, the Customer shall submit a new application for connection to the Distributor. The Distributor shall process that application for connection in accordance with the Code. The Customer shall not commence such modification until that process has been completed.

9. Insurance

- 9.1 Throughout the term of this Agreement, the Customer shall carry commercial general liability insurance for third party bodily injury, personal injury, and property damage in an amount as follows:

[Parties to check the applicable box below]

- if the Facility is a Small Embedded Generation Facility (see section 2.1)
not less than \$1,000,000 per occurrence and in the annual aggregate
- if the Facility is a Mid-sized Embedded Generation Facility (see section 2.1)
not less than \$2,000,000 per occurrence and in the annual aggregate

Prior to execution of this Agreement, the Customer shall provide the Distributor with a valid certificate of insurance. The Customer shall provide the Distributor with prompt notice of any cancellation of the Customer's insurance by the insurer.

10. Liability and Force Majeure

- 10.1 The liability provisions of section 2.2 of the Code apply to this Agreement and are hereby incorporated by reference into, and form part of, this Agreement.
- 10.2 A Party shall have a duty to mitigate any losses relating to any claim for indemnification from the other Party that may be made in relation to that other Party. Nothing in this section shall require the mitigating Party to mitigate or alleviate the effects of any strike, lockout, restrictive work practice or other labour dispute.
- 10.3 A Party shall give prompt notice to the other Party of any claim with respect to which indemnification is being or may be sought under this Agreement.
- 10.4 The force majeure provisions of section 2.3 of the Code apply to this Agreement and are hereby incorporated by reference into, and form part of, this Agreement.

11. Facility Commissioning and Testing

- 11.1 The Customer shall give the Distributor at least fifteen days advance written notice of the date(s) and time(s) on which the Facility will be commissioned and tested prior to connection. The Customer shall give the Distributor the same notice in relation to the commissioning and testing of any material modification to the Customer's connection assets or Facility that occurs after connection.
- 11.2 The Distributor shall have the right to witness the commissioning and testing activities referred to in section 11.1.

12. Notice

- 12.1 Any notice, demand, consent, request or other communication required or permitted to be given or made under or in relation to this Agreement shall be given or made: by courier or other personal form of delivery; by registered mail; by facsimile; or by electronic mail. Notices shall be addressed to the applicable representative of the Party identified in Schedule F.
- 12.2 A notice, demand, consent, request or other communication referred to in section 12.1 shall be deemed to have been made as follows:
 - (a) where given or made by courier or other form of personal delivery, on the date of receipt;
 - (b) where given or made by registered mail, on the sixth day following the date of mailing;
 - (c) where given or made by facsimile, on the day and at the time of transmission as indicated on the sender's facsimile transmission report; and
 - (d) where given or made by electronic mail, on the day and at the time when the notice, demand, consent, request or other communication is recorded by the sender's electronic communications system as having been received at the electronic mail destination.

13. Access to Facility

- 13.1 Each Party shall ensure that its facilities are secured at all times.
- 13.2 The Customer shall permit and, if the land on which the Facility is located is not owned by Customer, cause such landowner to permit, the Distributor's employees and agents to enter the property on which the Facility is located at any reasonable time. Such access shall be provided for the purposes of inspecting and/or testing the Facility as and when permitted by this Agreement, the Code or the Distributor's Conditions of Service or as required to ensure the continued safe and satisfactory operation of the Facility, to ensure the accuracy of the Distributor's meters, to establish work protection, or to perform work.
- 13.3 Any inspecting and/or testing referred to in section 13.2 shall not relieve the Customer from its obligation to operate and maintain the Facility and any related equipment owned by the Customer in a safe and satisfactory operating condition and in accordance with this Agreement.
- 13.4 The Distributor shall have the right to witness any testing done by the Customer of the Facility and, to that end, the Customer shall provide the Distributor with at least fifteen working days advance notice of the testing.
- 13.5 Notwithstanding section 10.1, where the Distributor causes damage to the Customer's property as part of this access, the Distributor shall pay to the Customer the Customer's reasonable costs of repairing such property or, if such property cannot be repaired, replacing such property.
- 13.6 Notwithstanding section 10.1, if the Customer has been given access to the Distributor's property, and if the Customer causes damage to the Distributor's property as part of that access, the Customer shall pay to the Distributor the Distributor's reasonable costs of repairing such property or, if such property cannot be repaired, replacing such property.

14. Disconnection of Facility to Permit Maintenance and Repairs

- 14.1 If the Customer requests it, the Distributor will provide the Customer with reasonable notice of any planned equipment outages in the Distributor's distribution system that occur on or after the date of the Customer's request which will impact the Facility or its connection.
- 14.2 The Distributor will make reasonable efforts to ensure that the outages referred to in section 14.1 will be of minimal duration and cause minimal inconvenience to the Customer.
- 14.3 In connection with any planned equipment outage, either Party may disconnect or isolate, or require the disconnection or isolation of, its Facility or system (as applicable) from the other Party's Facility or system (as applicable) so that the employees, contractors or agents of the Party may construct, maintain, repair, replace, remove, investigate or inspect its own Facility or system (as applicable) in accordance with the terms of this Agreement and good utility practice.
- 14.4 Where practical, the Customer shall notify the Distributor prior to temporarily isolating or disconnecting the Facility from the Distributor's distribution system.

15. Disconnection of Facility for Other Reasons

- 15.1 The Customer shall discontinue operation of the Facility and the Distributor may isolate or disconnect the Facility from the Distributor's distribution system, upon any of the following:
- (a) termination of this Agreement in accordance with section 19;
 - (b) if the Customer's connection assets or the Facility are modified by the Customer in a manner contrary to section 8.1;
 - (c) during an emergency or where necessary to prevent or minimize the effects of an emergency;
 - (d) in accordance with section 31, 31.1 or 40(5) of the *Electricity Act, 1998*, other applicable law, the Code, the Distributor's Licence or the Distributor's Conditions of Service; or
 - (e) where required to comply with a decision or order of an arbitrator or court made or given under Schedule G.
- 15.2 In the event of disconnection under section 15.1(b), the Facility shall remain isolated or disconnected from the Distributor's distribution system until the connection process referred to in section 8.1 has been completed.
- 15.3 In the event of disconnection under section 15.1(c), the Distributor shall reconnect, or permit the reconnection of, the Facility to the Distributor's distribution system when it is reasonably satisfied that the emergency has ceased and that all other requirements of this Agreement are met.
- 15.4 In the event of disconnection under section 15.1(d) or 15.1(e), the Distributor shall reconnect, or permit the reconnection of, the Facility to the Distributor's distribution system when the Distributor is reasonably satisfied that the reason for the disconnection no longer exists, the Customer agrees to pay all Board-approved reconnection costs charged by the Distributor, and the Distributor is reasonably satisfied of the following, where applicable:
- (a) the Customer has taken all necessary steps to prevent the circumstances that caused the disconnection from recurring and has delivered binding undertakings to the Distributor that such circumstances shall not recur; and
 - (b) any decision or order of a court or arbitrator made or given under Schedule G that requires a Party to take action to ensure that such circumstances shall not recur has been implemented and/or assurances have been given to the satisfaction of the affected Party that such decision or order will be implemented.
- 15.5 Where the Facility has been isolated or disconnected, each Party shall be entitled to decommission and remove its assets associated with the connection. Each Party shall, for that purpose, ensure that the other Party has all necessary access to its site at all reasonable times.
- 15.6 The Customer shall continue to pay for distribution services provided up to the time of isolation or disconnection of its Facility.

- 15.7 The Customer shall pay all reasonable costs including, but not limited to, the costs of removing any of the Distributor's equipment from the Customer's site, that are directly attributable to the isolation or disconnection of the Facility and, where applicable, the subsequent decommissioning of the Facility. The Distributor shall not require the removal of the protection and control wiring on the Customer's site.
- 15.8. While the Facility is isolated or disconnected, the Distributor shall not be required to convey electricity to or from the Facility.

16. Dispute Resolution

- 16.1 Any dispute between the Customer and the Distributor arising under or in relation to this Agreement will be resolved in accordance with Schedule G. The Parties shall comply with the procedure set out in Schedule G before taking any civil or other proceeding in relation to the dispute, provided that nothing shall prevent a Party from seeking urgent or interlocutory relief from a court of competent jurisdiction in the Province of Ontario in relation to any dispute arising under or in relation to this Agreement.

17. Amendments

- 17.1. The Parties may not amend this Agreement without leave of the Board except where and to the extent permitted by this Agreement.
- 17.2. The Parties may by mutual agreement amend this Agreement to reflect changes that may from time to time be made to the Code during the term of this Agreement.
- 17.3. The Parties may by mutual agreement amend any portion of a schedule that was originally to be completed by the Parties.
- 17.4 No amendment made under section 17.2 or 17.3 shall be contrary to or inconsistent with the Code or the remainder of this Agreement.
- 17.5 The Parties shall amend this Agreement in such manner as may be required by the Board.
- 17.6 Any amendment to this Agreement shall be made in writing and duly executed by both Parties.

18. Waiver

- 18.1 A waiver of any default, breach or non-compliance under this Agreement is not effective unless in writing and signed by the Party to be bound by the waiver. The waiver by a Party of any default, breach or non-compliance under this Agreement shall not operate as a waiver of that Party's rights under this Agreement in respect of any continuing or subsequent default, breach or non-compliance, whether of the same or any other nature.

19. Term of Agreement and Termination

- 19.1 This Agreement shall become effective upon execution by the Parties, and shall continue in effect until terminated in accordance with section 19.2 or 19.3.
- 19.2 The Customer may, if it is not then in default under this Agreement, terminate this Agreement at any time by giving the Distributor thirty days prior written notice setting out the termination date.
- 19.3 Except as set out in Schedule H, the Distributor may terminate this Agreement upon any material breach of this Agreement by the Customer (a "Default"), if the Customer fails to remedy the Default within the applicable cure period referred to in section 19.4 after receipt of written notice of the Default from the Distributor.
- 19.4 The Customer shall cure a Default within the applicable cure period specified in the Code or the Distributor's Conditions of Service. If no such cure period is specified in relation to a given Default, the cure period shall be sixty working days.
- 19.5 Termination of this Agreement for any reason shall not affect:
- (a) the liabilities of either Party that were incurred or arose under this Agreement prior to the time of termination; or
 - (b) the provisions that expressly apply in relation to disconnection of the Customer's facilities following termination of this Agreement.
- 19.6 Termination of this Agreement for any reason shall be without prejudice to the right of the terminating Party to pursue all legal and equitable remedies that may be available to it including, but not limited to, injunctive relief.
- 19.7 The rights and remedies set out in this Agreement are not intended to be exclusive but rather are cumulative and are in addition to any other right or remedy otherwise available to a Party at law or in equity. Nothing in this section 19.7 shall be interpreted as affecting the limitations of liability arising from section 10.1 or the obligation of a Party to comply with section 16 while this Agreement is in force.
- 19.8 Sections 19.5 to 19.7 shall survive termination of this Agreement.

20. Exchange and Confidentiality of Information

- 20.1 Confidential information in respect of a Party means (i) information disclosed by that Party to the other Party under this Agreement that is in its nature confidential, proprietary or commercially sensitive and (ii) information derived from the information referred to in (i), but excludes the following:
- (a) information that is in the public domain; or
 - (b) information that is, at the time of the disclosure, in the possession of the receiving Party, provided that it was lawfully obtained from a person under no obligation of confidence in relation to the information.

- 20.2 Subject to section 20.3, each Party shall treat all confidential information disclosed to it by the other Party as confidential and shall not, without the written consent of that other Party:
- (a) disclose that confidential information to any other person; or
 - (b) use that confidential information for any purpose other than the purpose for which it was disclosed or another applicable purpose contemplated in this Agreement.

Where a Party, with the written consent of the other Party, discloses confidential information of that other Party to another person, the Party shall take such steps as may be required to ensure that the other person complies with the confidentiality provisions of this Agreement.

- 20.3 Nothing in section 20.2 shall prevent the disclosure of confidential information:

- (a) where required or permitted under this Agreement, the Code, the Market Rules or the Distributor's Licence;
- (b) where required by law or regulatory requirements;
- (c) where required by order of a government, government agency, regulatory body or regulatory agency having jurisdiction;
- (d) if required in connection with legal proceedings, arbitration or any expert determination relating to the subject matter of this Agreement, or for the purpose of advising a Party in relation thereto;
- (e) as may be required to enable the Distributor to fulfill its obligations to any reliability organization; or
- (f) as may be required during an emergency or to prevent or minimize the effects of an emergency.

- 20.4 Notwithstanding section 10.1, a Party that breaches section 20.2 shall be liable to the other Party for any and all losses of the other Party arising out of such breach.

- 20.5 The Parties agree that the exchange of information, including, but not limited to, confidential information, under this Agreement is necessary for maintaining the reliable operation of the Distributor's distribution system. The Parties further agree that all information, including, but not limited to, confidential information, exchanged between them shall be prepared, given and used in good faith and shall be provided in a timely and cooperative manner.

- 20.6 Each Party shall provide the other with such information as the other may reasonably require to enable it to perform its obligations under this Agreement.

- 20.7 Each Party shall, as soon as practicable, notify the other Party upon becoming aware of a material change or error in any information previously disclosed to the other Party under this Agreement and, in the case of the Customer, in any information contained in its Application. The Party shall provide updated or corrected information as required to ensure that information provided to the other Party is up to date and correct.

21. Assignment, Successors and Assigns

- 21.1 Except as set out in Schedule H, the Customer shall not assign its rights or obligations under this Agreement in whole or in part without the prior written consent of the Distributor, which consent shall not be unreasonably withheld or unduly delayed. The Distributor may withhold its consent to any proposed assignment until the proposed assignee assumes, in writing, all of the Customer's obligations contained in this Agreement.
- 21.2 The Distributor shall have the right to assign this Agreement in whole upon written notification to the Customer.
- 21.3 This Agreement shall be binding upon and enure to the benefit of the Parties and their respective successors and permitted assigns.

22. Governing Law

- 22.1. This Agreement shall be governed by the laws of the Province of Ontario and the federal laws of Canada applicable therein.

23. Entire Agreement

- 23.1 Except as expressly provided herein, this Agreement constitutes the entire agreement between the Parties with respect to the subject-matter hereof and supersedes all prior oral or written representations and agreements of any kind whatsoever with respect to the subject-matter hereof.

IN WITNESS WHEREOF, the Parties hereto, intending to be legally bound, have caused this Agreement to be executed by their duly authorized representatives.

Customer Signature

Date

Name (Print)

Title

Distributor Signature

Date

Name (Print)

Title

SCHEDULE A

Application and Connection Cost Agreement (recitals)

See the attached Application and connection cost agreement.

[To be attached by the Parties]

SCHEDULE B

Single Line Diagram, Connection Point and Location of Facilities (section 2.3)

B.1 Single Line Diagram and Connection Point

[To be inserted by the Parties]

B.2 List of Facilities on the Property of the Other Party

B.2.1 The following facilities of the Customer are located on the property of the Distributor:

[To be completed by the Parties]

B.2.2 The following facilities of the Distributor are located in the property of the Customer:

[To be completed by the Parties]

B.3 Metering Installation Diagram

[To be inserted by the Parties]

SCHEDULE C

List of Other Contracts (section 3.4)

The following other contracts have been or will be entered into by the Parties:

[To be completed by the Parties]

SCHEDULE D

Technical and Operating Requirements (section 4.1(d))

The following technical and operating requirements apply to the Facility:

[To be completed by the Parties]

SCHEDULE E

Billing and Settlement Procedures (section 5.3)

The following provisions apply in relation to billing and settlement in relation to the Facility:

[To be completed by the Parties]

SCHEDULE F

Contacts for Notice (section 12.1)

[To be completed by the Parties – different contacts may be listed for different purposes]

SCHEDULE G

Dispute Resolution (section 16.1)

- G.1 The Party claiming a dispute will provide written notice to the other Party. The Parties will make reasonable efforts through or by their respective senior executives to resolve any dispute within sixty days of receipt of such notice.
- G.2 If a dispute is settled by the senior executives of the Parties, the Parties shall prepare and execute minutes setting forth the terms of the settlement. Such terms shall bind the Parties. The subject-matter of the dispute shall not thereafter be the subject of any civil or other proceeding, other than in relation to the enforcement of the terms of the settlement. If a Party fails to comply with the terms of settlement, the other Party may submit the matter to arbitration under section G.3. A copy of the minutes referred to in this section from which all confidential information has been expunged shall be made available to the public by the Distributor upon request.
- G.3 If the senior executives of the Parties cannot resolve the dispute within the time period set out in section G.1 or such longer or shorter period as the Parties may agree, either Party may submit the dispute to binding arbitration under sections G.4 to G.8 by notice to the other Party.
- G.4 The Parties shall use good faith efforts to appoint a single arbitrator for purposes of the arbitration of the dispute. If the Parties fail to agree upon a single arbitrator within ten working days of the date of the notice referred to in section G.3, each Party shall within five working days thereafter choose one arbitrator. The two arbitrators so chosen shall within fifteen working days select a third arbitrator.
- G.5 Where a Party has failed to choose an arbitrator under section G.4 within the time allowed, the other Party may apply to a court to appoint a single arbitrator to resolve the dispute.
- G.6 A person may be appointed as an arbitrator if that person:
- (a) is independent of the Parties;
 - (b) has no current or past substantial business or financial relationship with either Party, except for prior arbitration; and
 - (c) is qualified by education or experience to resolve the dispute.
- G.7 The arbitrator(s) shall provide each of the Parties with an opportunity to be heard orally and/or in writing, as may be appropriate to the nature of the dispute.
- G.8 The *Arbitration Act, 1991* (Ontario) shall apply to an arbitration conducted under this Schedule G.
- G.9 The decision of the arbitrator(s) shall be final and binding on the Parties and may be enforced in accordance with the provisions of the *Arbitration Act, 1991* (Ontario). The Party against which the decision is enforced shall bear all costs and expenses reasonably incurred by the other Party in enforcing the decision.

- G.10 A copy of the decision of the arbitrator(s) from which any confidential information has been expunged shall be made available to the public by the Distributor upon request.
- G.11 Subject to section G.12, each Party shall be responsible for its own costs and expenses incurred in the arbitration of a dispute and for the costs and expenses of the arbitrator(s) if appointed to resolve the dispute.
- G.12 The arbitrator(s) may, if the arbitrator(s) consider it just and reasonable to do so, make an award of costs against or in favour of a Party to the dispute. Such an award of costs may relate to either or both the costs and expenses of the arbitrator(s) and the costs and expenses of the Parties to the dispute.
- G.13 If a dispute is settled by the Parties during the course of an arbitration, the Parties shall prepare and execute minutes setting forth the terms of the settlement. Such terms shall bind the Parties, and either Party may request that the arbitrator(s) record the settlement in the form of an award under section 36 of the *Arbitration Act, 1991* (Ontario). The subject-matter of the dispute shall not thereafter be the subject of any civil or other proceeding, other than in relation to the enforcement of the terms of the settlement.
- G.14 If a Party fails to comply with the terms of settlement referred to in section G.13, the other Party may submit the matter to arbitration under section G.3 if the settlement has not been recorded in the form of an award under section 36 of the *Arbitration Act, 1991* (Ontario).
- G.15. A copy of the minutes referred to in section G.13 from which all confidential information has been expunged shall be made available to the public by the Distributor upon request.
- G.16 The Parties may not, by means of the settlement of a dispute under section G.2 or section G.13, agree to terms or conditions that are inconsistent with or contrary to the Code or this Agreement.

SCHEDULE H

Provisions Applicable if Facility Financed by a Lender (sections 19.3, 20.3 and 21.1)

- H.1 For the purposes of this Schedule, "lender" means a bank or other entity whose principal business is that of a financial institution and that is financing or refinancing the Facility.
- H.2 Where notice of a Default has been served on the Customer under section 19.3, an agent or trustee for and on behalf of a lender ("Security Trustee") or a receiver appointed by the Security Trustee ("Receiver") shall upon notice to the Distributor be entitled (but not obligated) to exercise all of the rights and obligations of the Customer under this Agreement and shall be entitled to remedy the Default specified in the notice within the applicable cure period referred to in section 19.4. The Distributor shall accept performance of the Customer's obligations under this Agreement by the Security Trustee or Receiver in lieu of the Customer's performance of such obligations, and will not exercise any right to terminate this Agreement under section 19.3 due to a Default if the Security Trustee, its nominee or transferee, or the Receiver acknowledges its intention to be bound by the terms of this Agreement and such acknowledgment is received within 30 days of the date of receipt by the Customer of the notice of Default.
- H.3 The Customer may, without the prior written consent of the Distributor, assign by way of security only all or any part of its rights or obligations under this Agreement to a lender. The Customer shall promptly notify the Distributor upon making any such assignment.
- H.4 The Customer may disclose confidential information of the Distributor to a lender or a prospective lender.

Appendix 8

Study Agreement

{Name of Project} Generating Station

{Name of Customer} (the "Customer") has requested and Halton Hills Hydro Inc. ("HHH") has agreed to perform the Work described below to determine the feasibility and impact of the Proposed Project defined below and to undertake the Work (as defined in the Scope of Work attached hereto as Schedule "A"), and under the Standard Terms and Conditions of Halton Hills Hydro's Guidelines for Applicants Connecting Distributed Generation and as stated below all forming a part hereof (the "Agreement") dated _____.

Proposed Project

The Proposed Project is the connection of **{Name of Project}** (the "Generation Facility") to HHH's distribution system at **{Station Name}** DS on **{Feeder Name}** and/ or which is connected to Hydro One's transmission system at **{Station Name}** TS.

Information Requirements

The Customer shall provide HHH with the following:

1. site location map(s) with suitable details of the **Generation Facility**, line routing and the proposed connection to HHH's facilities;
2. four sets of single line diagrams showing the line conductor sizes and distances from HHH's **{Station Name}** DS (the "Distribution Station) or TS (the "Transmission Station") to the Generation Facility interface transformer;
3. four sets of technical descriptions of the operating philosophy of the electrical equipment, and the protection and control philosophy of the Customer's Facilities that could affect HHH's distribution system;
4. A completed Generator Connection Assessment Review Form (Appendix 4 or 5 of these Guidelines).

Completion Date:

HHH shall complete the Work, by no later than 60 days (where no system expansion is required) or 90 days (where system expansion is required) after the latter of:

- (a) the Customer executing this Agreement;
- (b) the Customer paying HHH the amount specified below in (b) under the heading "Costs";
- (c) the Customer providing the information described above under the heading "Information Requirements".

If at any time after the latter of the above HHH is unable to complete the Work within the applicable timeframe, HHH will inform the customer in writing that an extension is required to complete the Work and provide an estimated timeframe for completion of the Work.

Impact of Subsequent Changes to the Information Provided by Customer

Should the Customer make any changes to the information provided by the Customer as described above under the heading “Information Requirements” after HHH has commenced the Work and those changes:

- (i) result in an increase in the cost of HHH performing the Work above the payment contemplated below under the heading “Costs”, the Customer shall make such further payment as may be required by HHH in the time specified by HHH; and
- (ii) otherwise affect any other provision of this Agreement, such as the time required for completion of the Work, the parties shall negotiate and agree upon the required amendments to this Agreement and HHH shall be under no obligation to resume performance of the Work until such time as the parties agree on such amendments.

Costs:

- (a) The Customer shall pay HHH’s Actual Cost of performing the Work which amount is estimated to be \$ [REDACTED] (plus applicable Taxes).
- (b) The Customer agrees to pay HHH \$ [REDACTED] (plus applicable Taxes) by no later than 30 days after the date first written above towards the Actual Cost of the Work.
- (c) Within 90 days after the completion of the Work, HHH shall provide the Customer with a final invoice or credit memorandum which shall indicate whether the amounts already paid by the Customer exceed or are less than the Actual Cost of the Work. Any difference between the Actual Cost (plus applicable Taxes) and the amount already paid by the Customer shall be paid within 30 days after the rendering of the said final invoice or credit memorandum, by HHH to the Customer, if the amount already paid by the Customer exceeds the Actual Cost (plus applicable Taxes), or by the Customer to HHH, if the amount already paid by the Customer is less than the Actual Cost (plus applicable Taxes).

[Intentionally Left Blank]

GST Registration Information

The GST registration number for HHH is { [redacted] } and the GST registration number for the Customer is [Insert Number].

IN WITNESS WHEREOF, the parties hereto have caused this Agreement to be executed by the signatures of their proper officers, as of the day and year first written above.

HALTON HILLS HYDRO INC.,

Arthur Skidmore

Title: Chief Operating Officer

I have the authority to bind the corporation

[Name of Customer]

Title:

I have the authority to bind the corporation

SCHEDULE “A”: **Scope of Work - Connection Impact Assessment**

HHH will perform and provide the Customer with a Connection Impact Assessment to determine the feasibility of the Proposed Project by reviewing the impact of the Proposed Project on HHH’s distribution system.

HHH will advise the Customer of specific requirements, for each of the alternative connections that are identified by the Connection Impact Assessment.

HHH will describe the necessary modifications to HHH’s distribution system facilities based on HHH’s review of the Proposed Project in order to permit the connection of the Proposed Project.

◊

Appendix 9

Regulatory and Industry Contacts

Appendix 10

Regulatory and Industry Contacts

Halton Hills Hydro Inc.

43 Alice Street
Acton, Ontario
L7J 2A9
Phone: (519) 853-3700
(905) 453-2222
Fax: (519) 853-5168
Website: www.haltonhillshydro.com

Hydro One (Corporate)

483 Bay Street
15th Floor Reception
Toronto, Ontario
M5G 2P5
Website: www.hydroone.com

Ministry of Energy

900 Bay Street, 4th Floor
Hearst Block
Toronto, Ontario
M7A 2E1
Phone: 1-877-818-2900
Website: www.energy.gov.on.ca

Electrical Safety Authority

155A Matheson Blvd. West
Suite 200
Mississauga, Ontario
L5R 3L5
Phone: 1-877-421-2228
Website: www.esainspection.net

Ontario Power Authority

Suite 1600
1200 Adelaide Street West
Toronto, Ontario
M5H 1T1
Phone: 416-967-7474
Fax: 416-967-1947
Website: www.powerauthority.on.ca
<http://www.powerauthority.on.ca/FIT/>

Ontario Energy Board

P.O. Box 2319
2300 Yonge Street
Toronto, Ontario, Canada
M4P 1E4
Phone: 1-877-632-2727
Website: www.oeb.gov.on.ca

Canadian Standards Association

5060 Spectrum Way
Mississauga, Ontario
L4W 5N6
CANADA
Phone: 1-800-463-6727
Website: www.csa.ca

Canadian Wind Energy Association

Suite 320, 220 Laurier Avenue West
Ottawa, Ontario
Canada K1P 5Z9
Phone: 613-234-8716 or 1-800-922-6932
Website: www.canwea.ca

Canadian Solar Industries Association

CanSIA, 208 - 2378 Holly Lane,
Ottawa, ON,
K1V 7P1
Website: www.cansia.ca

Alternative Energies

5800 Explorer Dr., Suite 200
Mississauga, Ontario L4W 5K9
(905) 602-8877 ext. 232
Website: www.micropower-connect.org